

# 2022 Annual Report - Police

Presented by Chief Wendi Steinbronn



**City of Washougal**

*Our mission is to provide leadership and effective, fiscally responsible services that achieve our community's vision.*

# Agenda

- 2022 Highlights & Challenges
- Budget Breakdown
- Highlights & Overview
- Goals for 2023



# Highlights

- WASPC Accreditation Awarded May 2022!
- Received grant funding for Body-worn cameras, Use of Force training, and Officer Wellness
- Community Engagement



# Challenges

- Recruitment
  - Difficult to find qualified lateral and entry-level police officers
- Hiring
  - Hired three but lost three – net zero
- Training
  - CJTC is backed up for months



# Police 2022 Budget to Actual Breakdown

	Salaries & Wages	Personnel Benefits	Intergovernmental Services	CRESA	Professional Services
Budget	\$2,474,700	\$933,700	\$275,475	\$183,000	\$171,500
Actual	\$2,372,590	\$899,416	\$153,507	\$183,000	\$165,581



# Police 2022 Budget Breakdown – Top Five

	Salaries & Wages	Personnel Benefits	Intergovernmental Services	CRESA	Professional Services
2021	\$2,283,814	\$862,368	\$200,602	\$160,392	\$184,198
2022	\$2,372,590	\$899,416	\$153,507	\$163,000	\$165,581

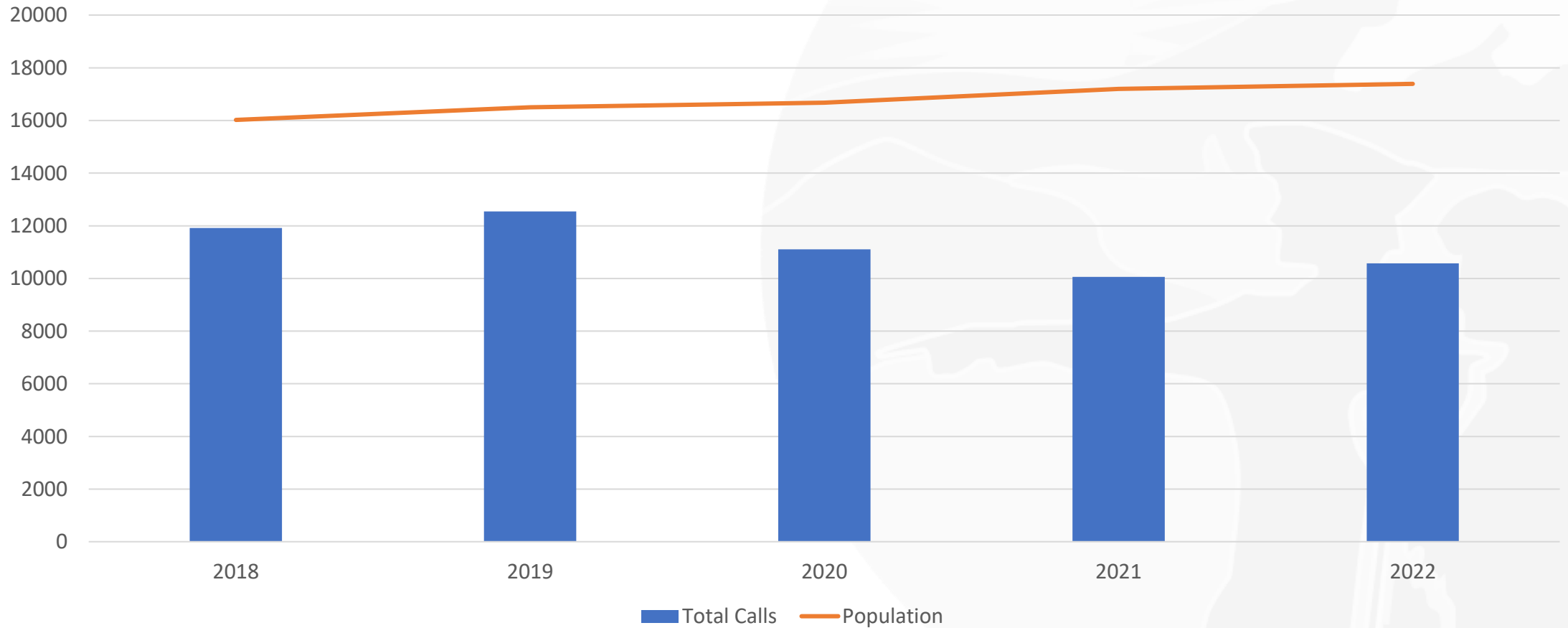


# Five Year Comparison - Calls for Service

	2018	2019	2020	2021	2022	% change (2021-2022)
Total Calls	11,914	12,544	11,106	10,056	10,574	+5.2%
Population	16,020	16,500	16,680	17,200	17,390	+1.1%

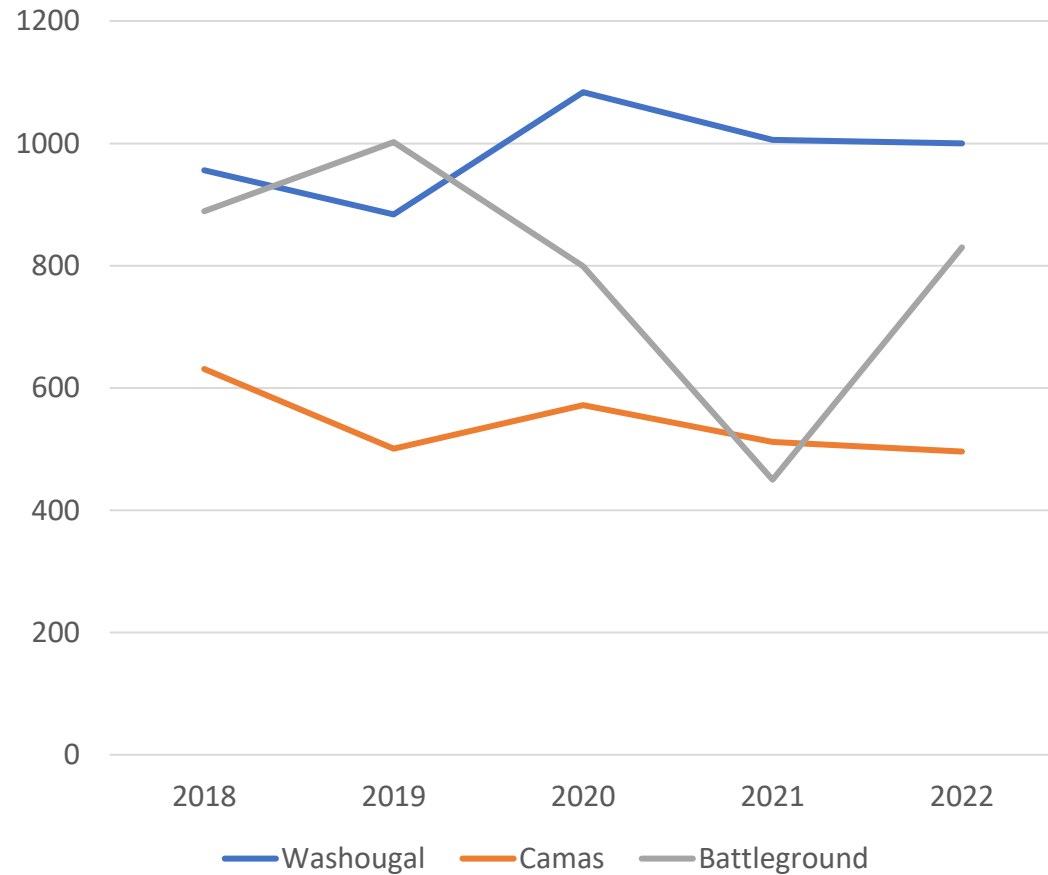


# Five Year Comparison – Calls for Service





# Average Calls per Patrol Officer



	2018	2019	2020	2021	2022
Washougal	956	884	1084	1006	1000
Camas	631	501	572	512	500
Battleground	899	1002	799	799	830



# Five Year Comparison

	2018	2019	2020	2021	2022	% Change
Murder	1	3	1	0	0	No change
Sex Offenses	19	22	23	21	14	-33.3%
Robbery	0	4	3	4	8	+100%
Assault	152	116	181	172	186	+8.1%
Kidnapping	3	1	5	4	3	-25%
Burglary	35	36	37	37	44	+18.9%
Arson	2	1	0	4	7	+75%
Larceny/Theft	220	215	251	219	260	+18.7%
Vehicle Theft	25	20	27	43	55	+27.9%
Extortion	0	0	0	1	1	No change



# Five Year Comparison (continued)

	2018	2019	2020	2021	2022	% Change
Forgery	9	6	9	8	7	-12.5%
Fraud	42	25	56	29	33	13.8%
Stolen Property	9	13	23	21	15	-28.6%
Vandalism	69	71	107	117	130	+11.1%
Drugs	65	80	87	13	0	ZERO!
Violation of Protection Orders	52	30	47	41	71	+73.2
Weapons	8	11	6	12	5	-58.3%
Animal Cruelty	0	1	2	2	1	-50%



# Assault Reports

Felony	Gun	Knife	Vehicle	DV	Hate Crime	Attacks on Police	Other
24	17%	8%	8%	33%	4%	17%	13%



# Robbery

- Two involved businesses robbed at gunpoint
- Two involved attempts to steal a vehicle where the owner intervened, and a physical altercation occurred
- Three involved juveniles taking property from other juveniles through assault force or threatened assault



# Kidnap – One stranger attempt case

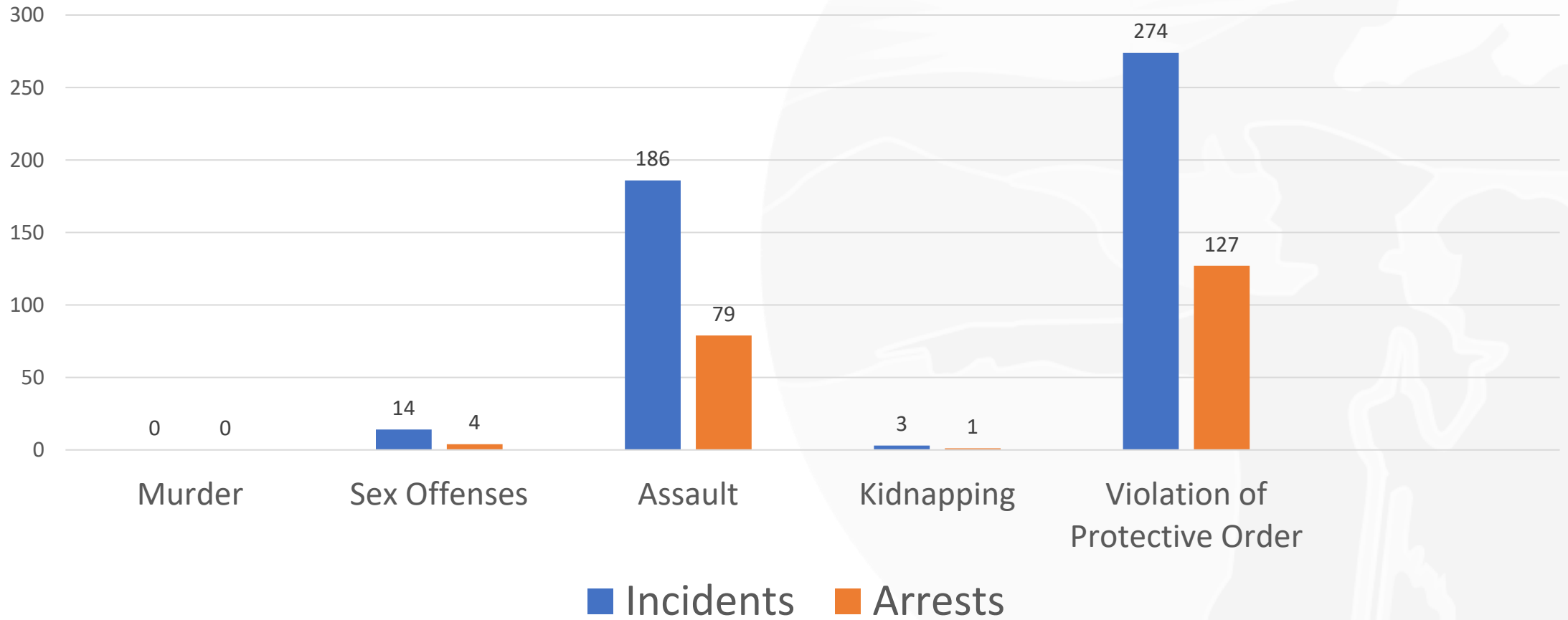
*Washougal police say they are still seeking the suspect of a reported attempted kidnapping.*

*According to a Washougal police news release, a 13-year-old Washougal girl was walking home near the 300 block of Sixth Street around 7:30 p.m. on Monday, April 18, when a man began to chase her and attempted to grab her. The teen was able to elude the suspect and make it to her home safely, police said. (Flanagan, 2022)*

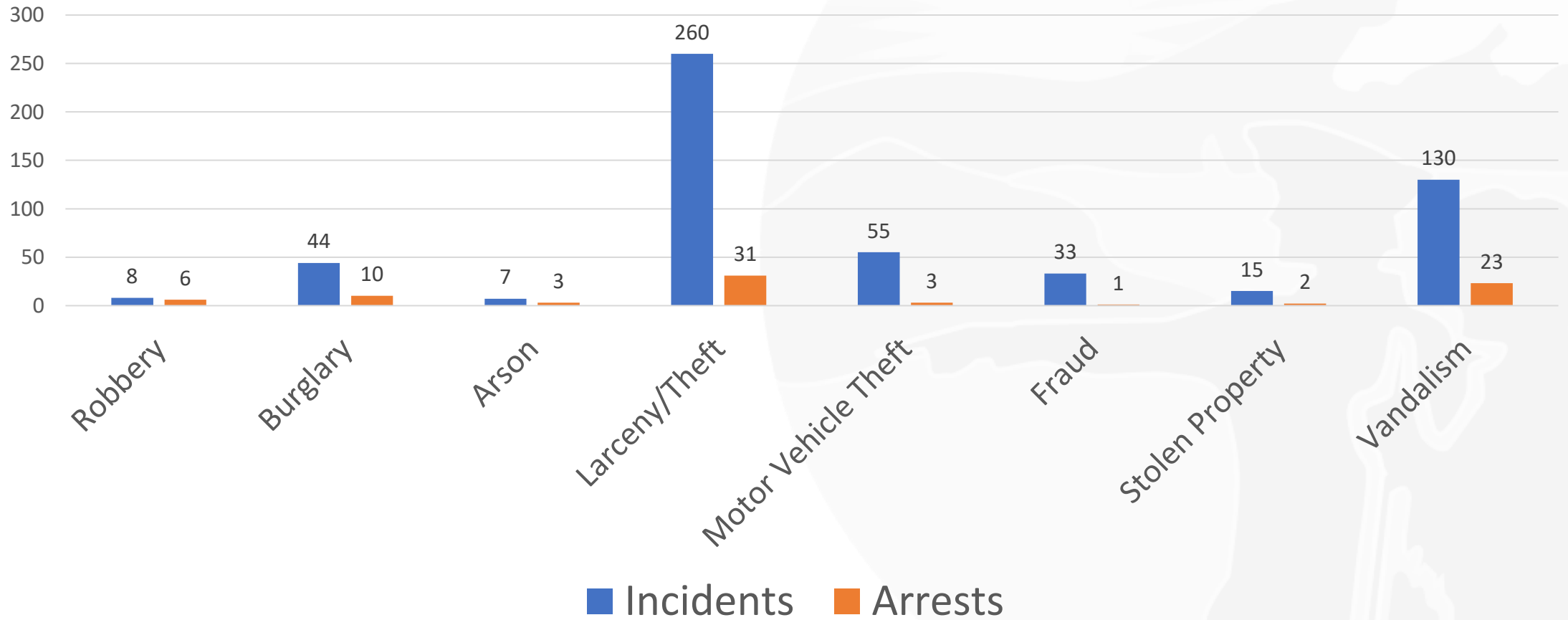
The suspect still has not been identified despite extensive canvassing, numerous interviews, and all leads followed up on



# 2022 Crimes Against Person

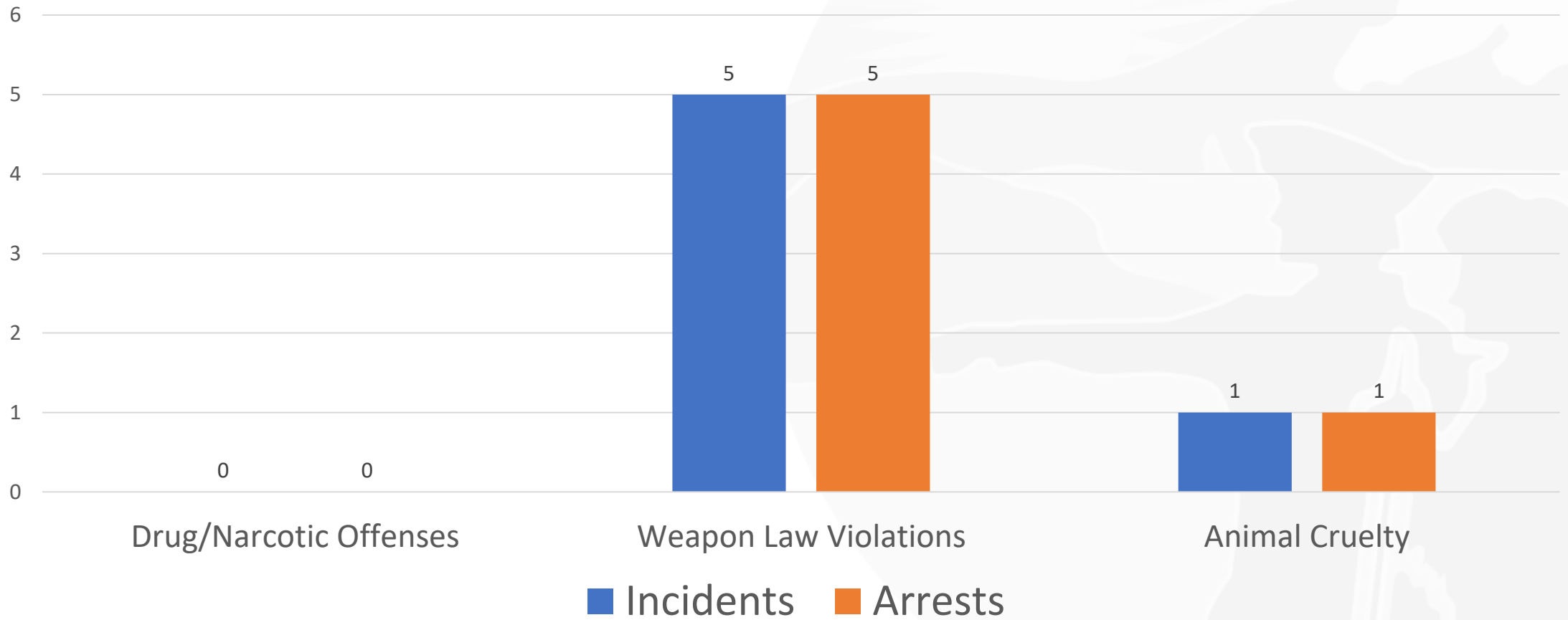


# 2022 Crimes Against Property





# 2022 Crimes Against Society

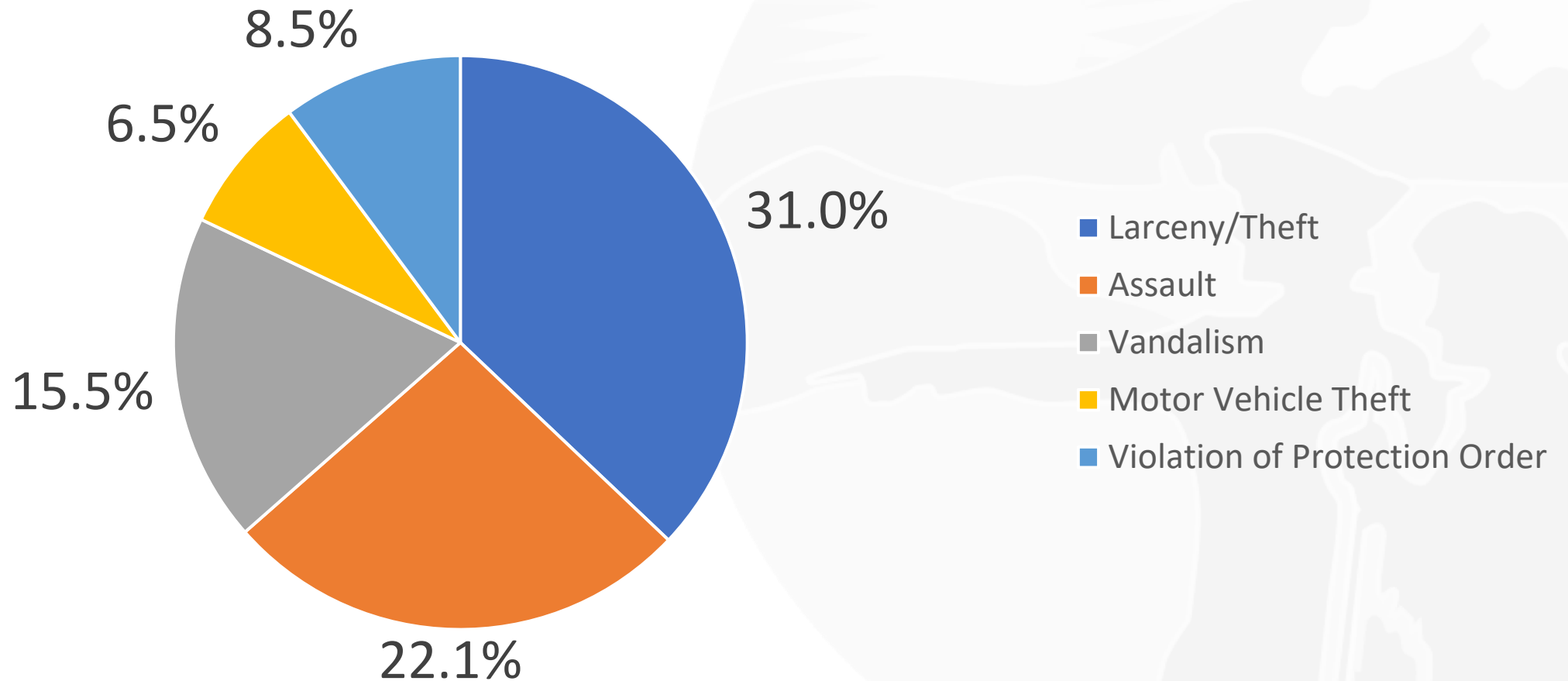


# State-Wide Superior Court Criminal Cases

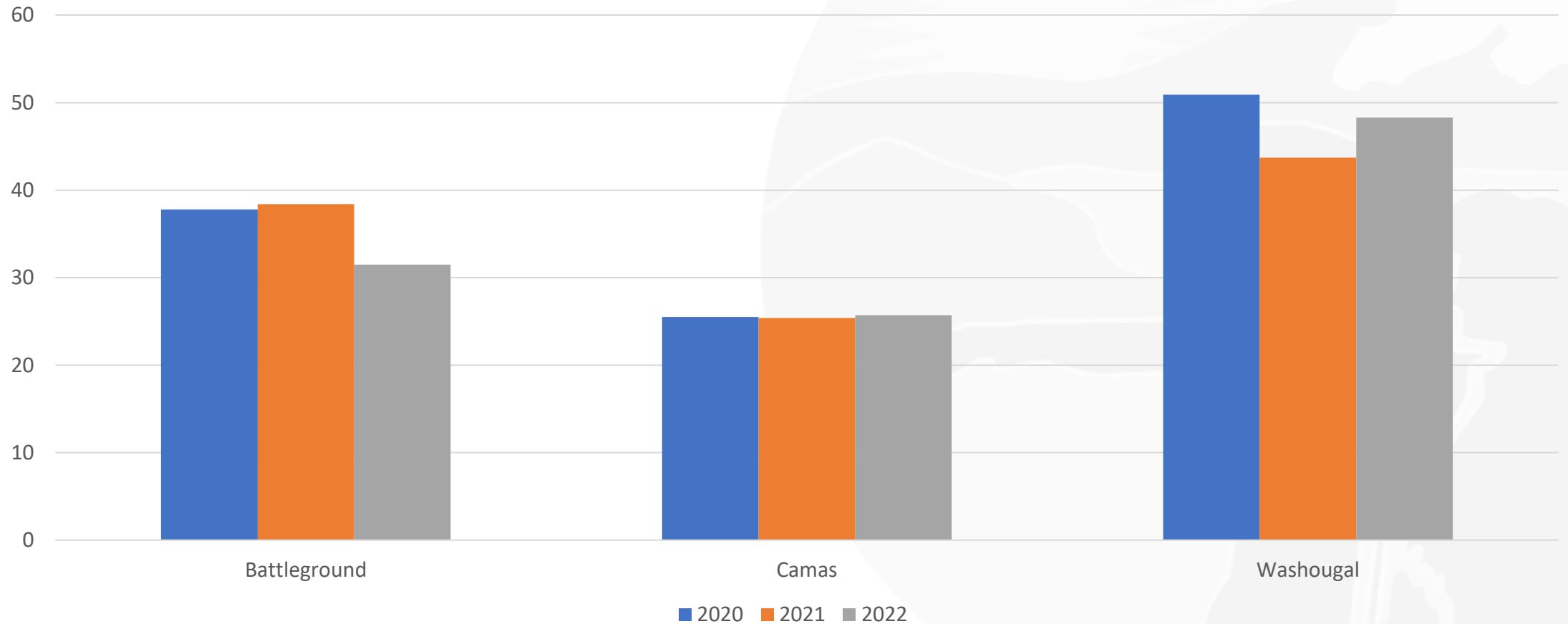
	2018	2019	2020	2021	2022	% change
Homicide	335	209	283	274	368	+34.3%
Sex Crimes	2464	1901	1727	1609	1481	-8.0%
Robbery	1361	922	1030	900	1033	+14.8
Assault	7405	6230	6177	6159	6324	+2.7%
Theft/Burglary	11518	8792	6777	7670	8604	+12.2%
Motor Vehicle Theft	1081	743	595	690	712	+3.2%
Controlled Substance	10767	10584	6239	1680	831	-50.5%



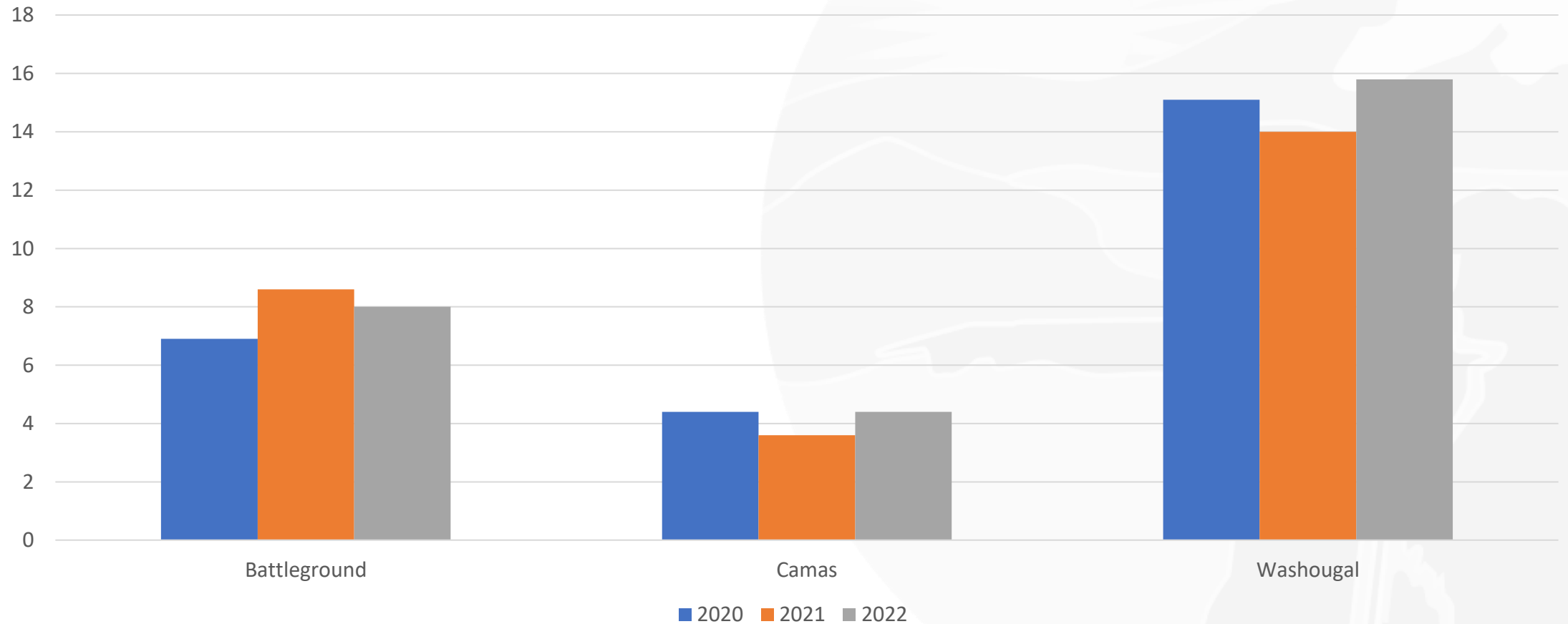
# Five Largest Categories – Percent of Total Crime



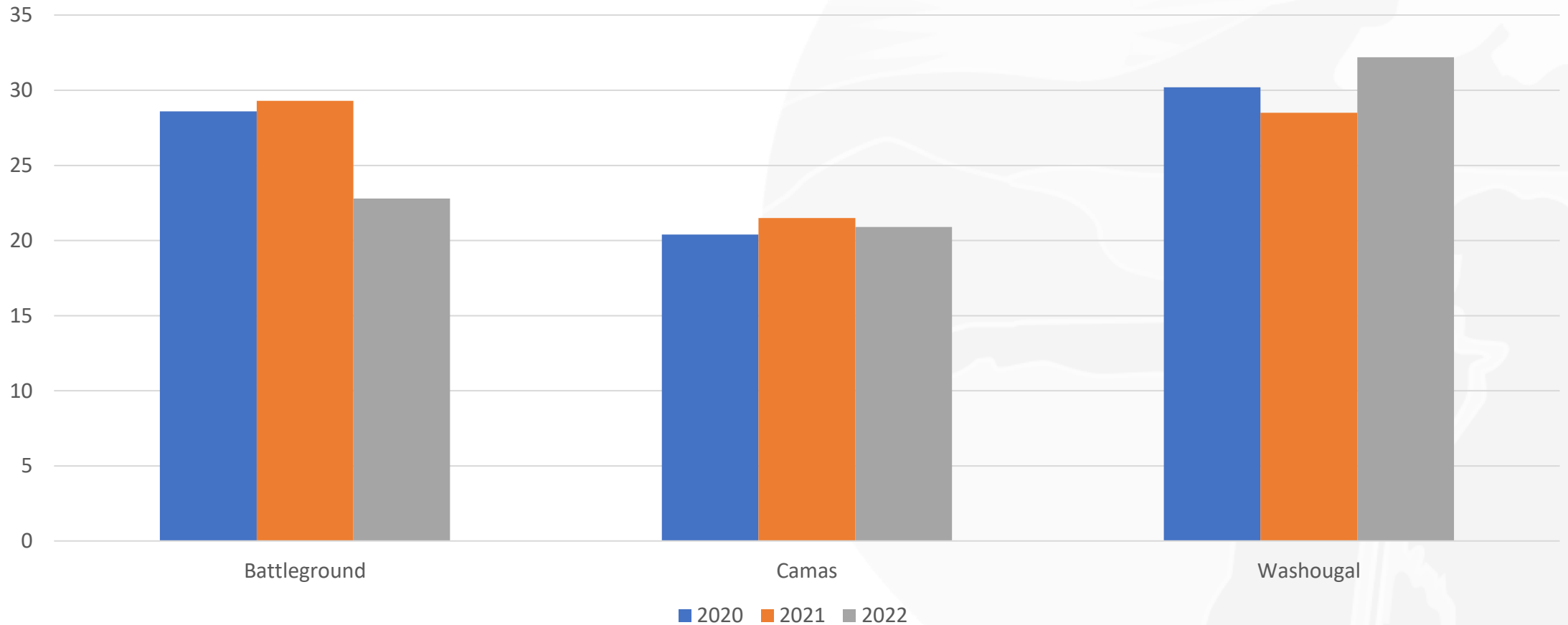
# Group A Crime Rate (per 1000 residents)



# Violent Crime Rate (per 1000 residents)



# Property Crime Rate (per 1000 residents)



# Average Response Times – WPD New Dashboard

Call Priority	2018	2019	2020	2021	2022
1 - e.g., Assault with weapons	3:29 (3:25)	3:17 (3:08)	2:29 (3:01)	3:06 (3:48)	3:00
2 - e.g., Physical Disturbance	4:20 (3:26)	4:39 (3:53)	4:36 (4:33)	5:17 (4:34)	5:55
3 - e.g., Audible Alarm	3:10 (5:48)	3:26 (3:10)	3:58 (3:33)	4:27 (3:27)	4:23
4 - e.g., Suspicious Vehicle	14:34 (4:15)	19:48 (5:14)	14:54 (7:02)	11:57 (4:34)	12:43
5 - e.g., Deliver Message	6:51 (3:30)	15:08 (5:27)	6:48 (4:37)	10:02 (3:08)	9:38



# Average Response Time by Agency

Call Priority	Battleground	Camas	Washougal
1	4:14	4:54	3:00
2	4:14	5:33	5:55
3	2:53	2:44	4:23
4	8:16	9:49	12:43
5	3:27	3:56	9:38

Battleground = 8.54 sq. mi.

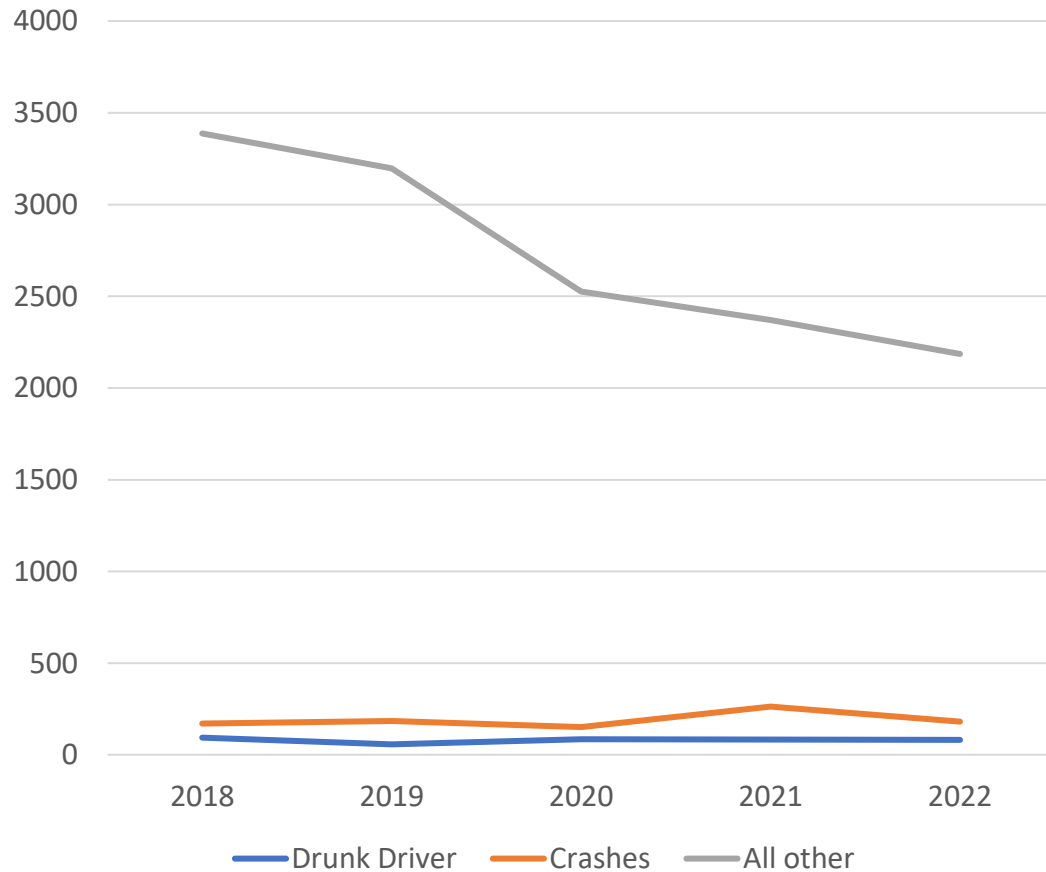
Camas = 16.24 sq. mi.

Washougal = 6.83 sq. mi.





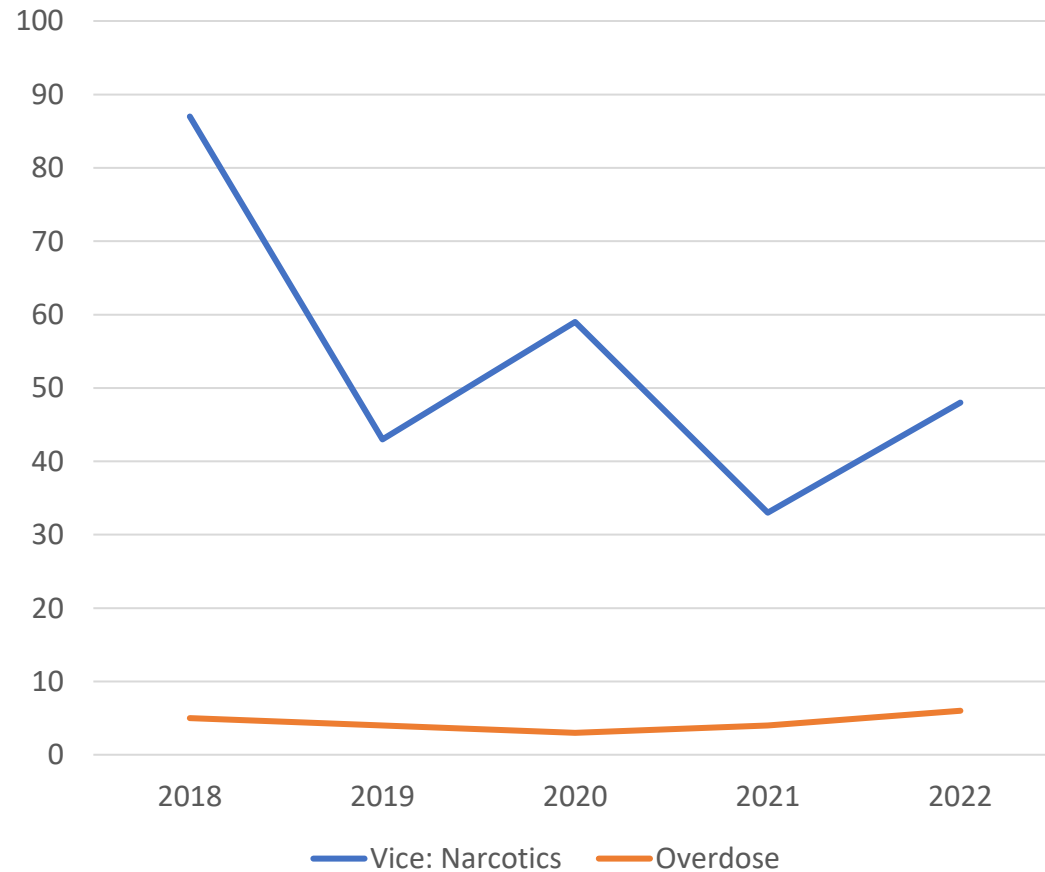
# Calls for Service (Traffic)



	Drunk Driver	Crashes	All Other
2018	94	171	3217
2019	58	184	3013
2020	85	152	2374
2021	84	263	2371
2022	81	181	2186



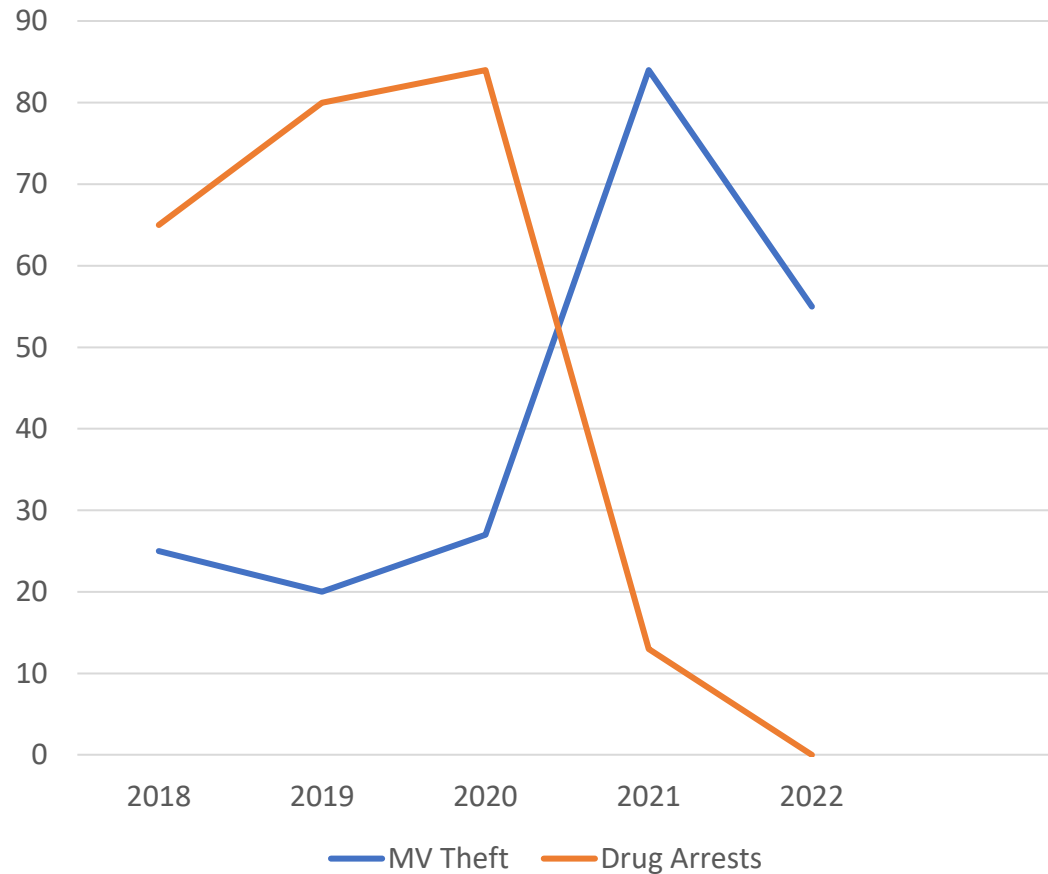
# Calls for Service (Drug Related)



	Vice: Narcotics	Overdose
2018	87	5
2019	43	4
2020	59	3
2021	33	4
2022	48	6



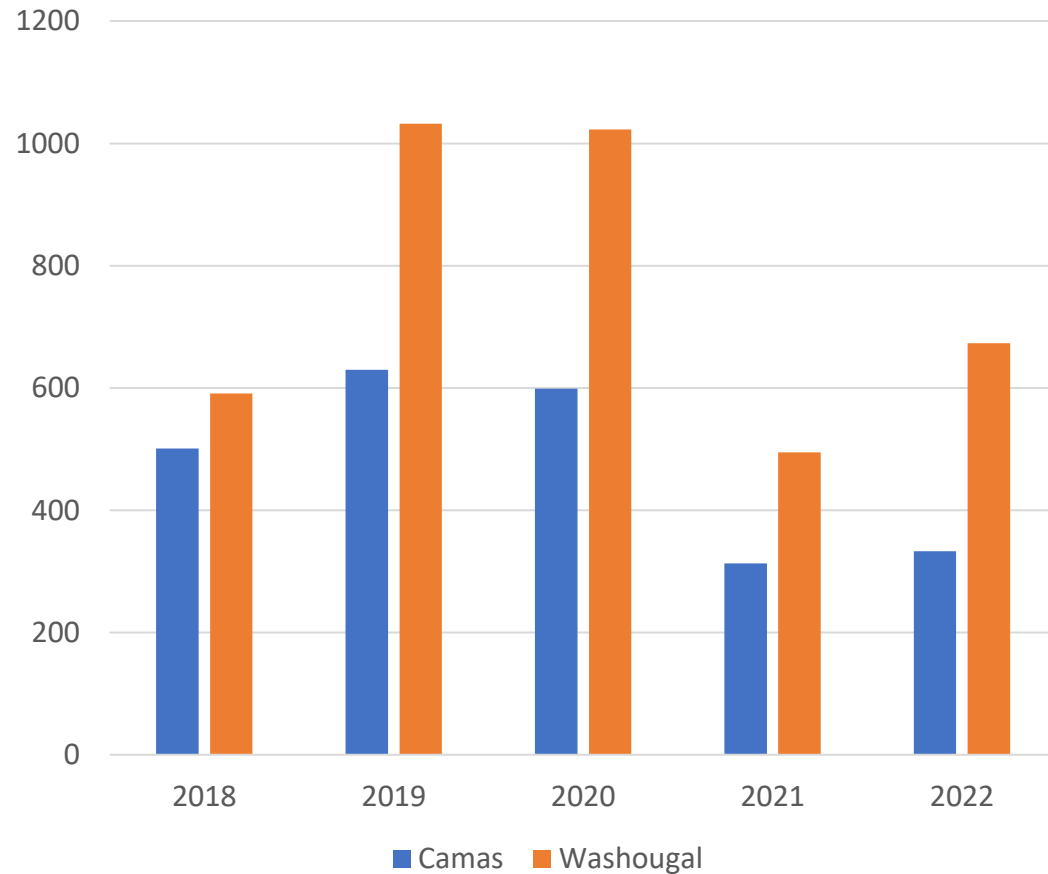
# Motor Vehicle Theft v. Drug Arrests



	MV Theft	Drug Arrests
2018	25	65
2019	20	80
2020	27	84
2021	84	13
2022	55	0



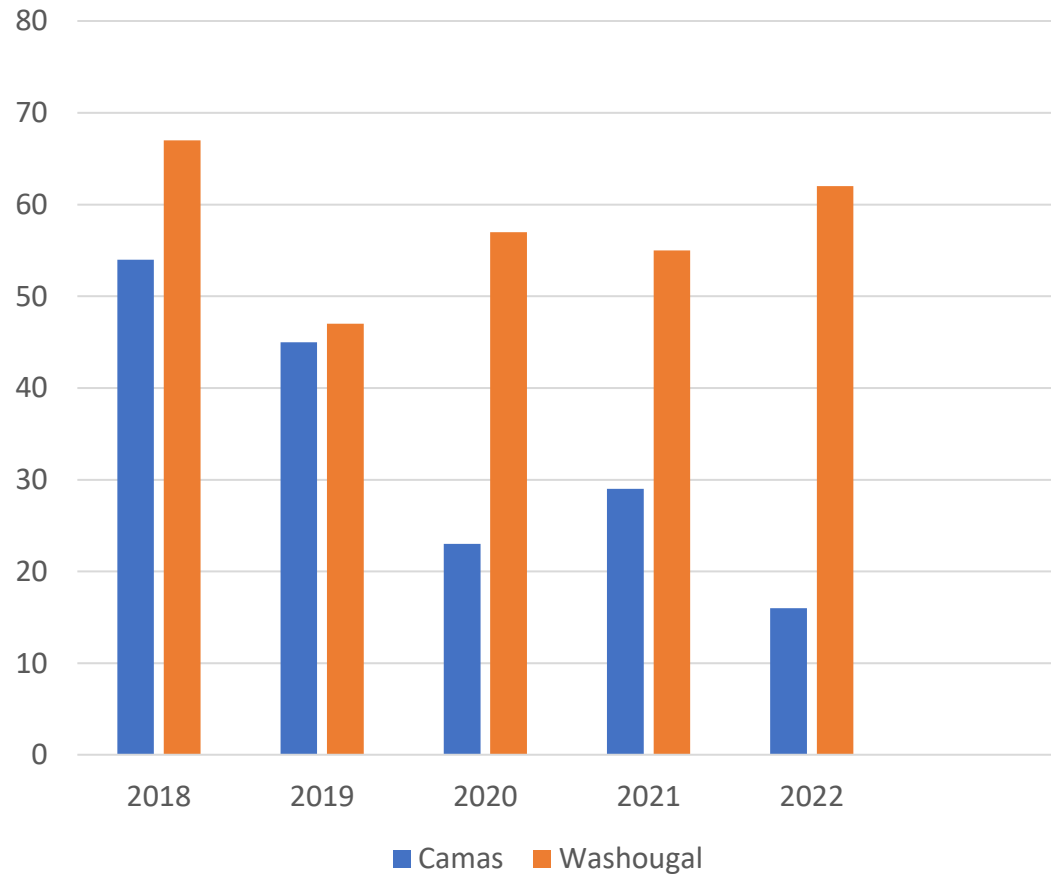
# Animal Control – Calls for Service



	Camas	Washougal
2018	501	591
2019	630	1032
2020	599	1023
2021	313	495
2022	333	673
% change	+6.4	+35%



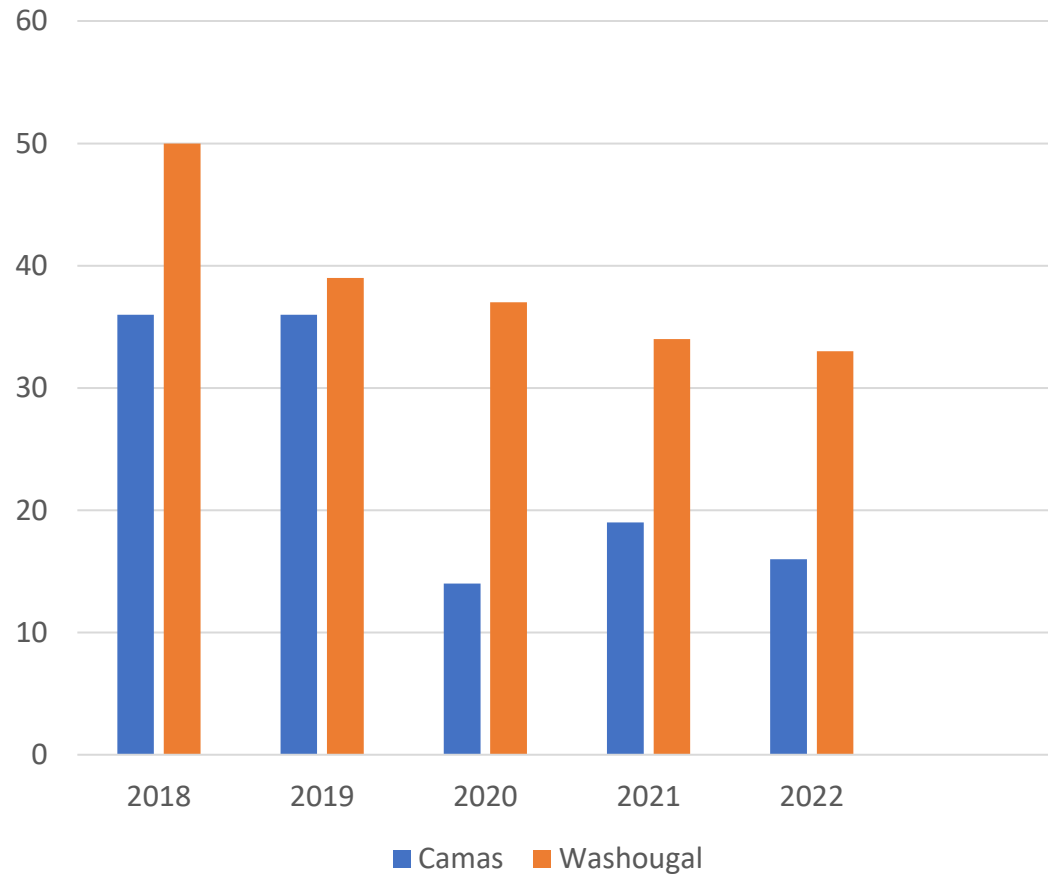
# Animal Control - Impounds



	Camas	Washougal
2018	54	67
2019	45	47
2020	23	57
2021	29	55
2022	16	62
% change	-44.8%	+12.7%



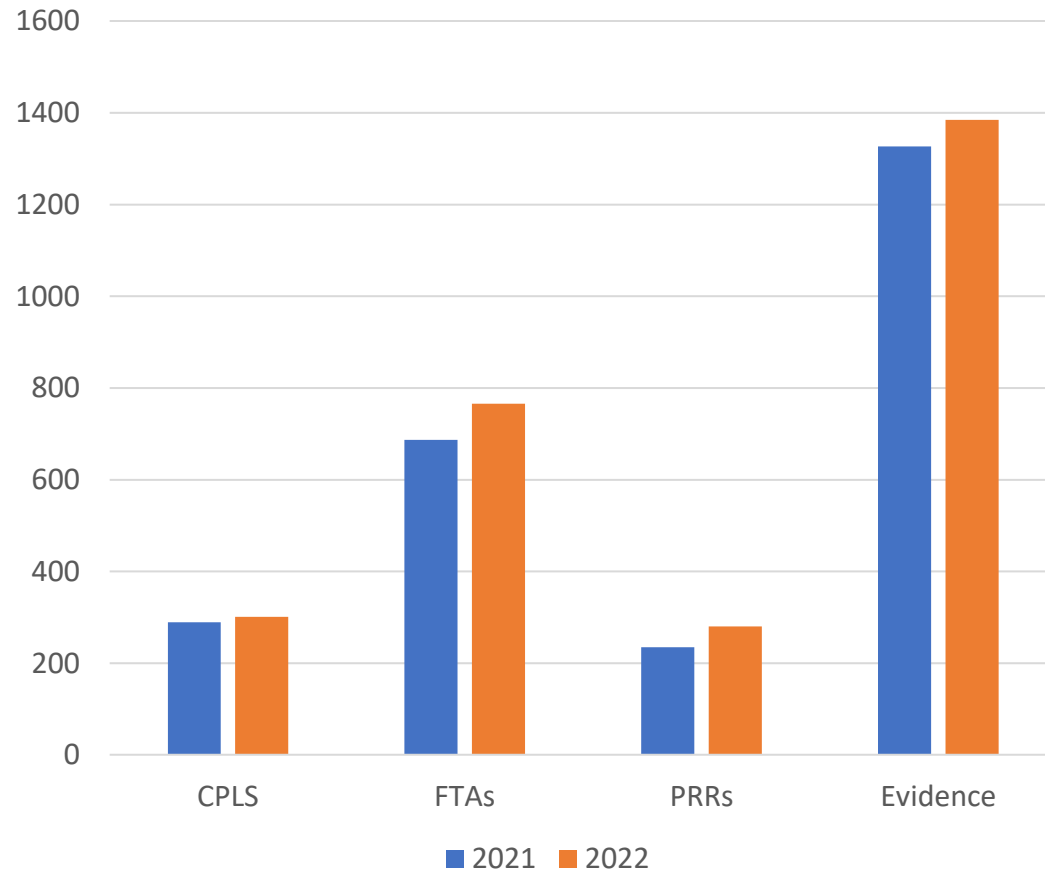
# Animal Control - Returns



	Camas	Washougal
2018	36	50
2019	36	39
2020	14	37
2021	19	34
2022	16	33
% change	-15.8%	-2.9%



# Support Services



	CPLs	FTAs	PRRs	Property / Evidence items
2021	289	687	235	1327
2022	301	766	280	1385

CPL = Concealed Pistol License

FTA = Firearms Transfer

Application

PRR = Public Records Request





# Homelessness in Washougal

- How many people in Washougal are homeless?
- How many camps/RVs/Car camps are there?
- What are some of challenges Law Enforcement face?

Jeremy Bye, 41, makes jewelry while staying at a severe weather shelter, Dec. 5, in the Washougal Community Center. The City of Washougal, in partnership with ReFuel Washougal, will open the shelter again when temperatures drop below 30 degrees or there is snow or ice in the forecast and there are enough volunteers to staff the shelter.

(Dawn Feldhaus/Post-Record)



# Homelessness in Washougal

- Our officers regularly contact the same 20-25 people repeatedly when receiving calls about camps, “suspicious person,” trespassing, theft, and shoplifting
- Of this group, drug addiction and/or mental health conditions are the main issue causing the anti-social behavior
- Some camp outside, some couch surf, some live in cars/RVs, and some rotate between all of these
- Some engage in criminal activity – either as a lifestyle or simply due to their mental health issues



# Homelessness in Washougal – An example

*She used to live with her family in town, but they got a no-contact order against her because she was violent toward them. She has such severe mental health issues that it's difficult to converse with her. She engages in anti-social behavior and petty theft in local stores, resulting in her being trespassed from most locations.*



# Homelessness in Washougal

- Five areas that attract the most campers
  - WRR under the bridge over the river
  - WRR under the bridge over the railroad tracks
  - Cottonwood Beach
  - Along the RR tracks – BNSF
  - Lower Hathaway



# Homelessness in Washougal

- Code Compliance is on top of getting these camps cleaned up
- RV and car camping – parking violations
- Moving camps is complaint-based
- Being homeless is NOT illegal – police must focus on enforcing municipal code and RCWs when it comes to encouraging people to move on
- One of Council's goals is to explore an enhanced response to homelessness



# Resources and Referral Services

- Recovery Café “pop-up” in Washougal every Monday from 10 am to 2 pm. Recovery Café Vancouver is open Tuesday – Saturday from 10 am to 7 pm
- ReFuel
- Severe Weather Shelter
- Salvation Army
- Council for the Homeless – emergency vouchers for The Rama Inn
- St. Anne’s Episcopal Church Safe Stay



# Goals for 2023

- Implement the Body-worn camera program
- Increase Community Engagement – Adding Spanish Speaking Family Night!
- Hire a consultant to conduct a staffing analysis for part II of the Police Strategic Plan



# References

Feldhaus, D. (2018, December 13). Homeless flock to shelter in Washougal. *Camas-Washougal Post-Record*. [Homeless flock to shelter in Washougal | Camas-Washougal Post-Record \(camaspostrecord.com\)](https://www.camaspostrecord.com/homeless-flock-to-shelter-in-washougal)

Flanagan, D. (2022, April 17). Washougal police seek suspect, information after attempted kidnapping. *Camas-Washougal Post-Record*. [Washougal police seek suspect, information after attempted kidnapping | Camas-Washougal Post-Record \(camaspostrecord.com\)](https://www.camaspostrecord.com/washougal-police-seek-suspect-information-after-attempted-kidnapping)



Thank you! Questions?



**City of Washougal**