

2021 Annual Report - Police

Presented by Chief Wendi Steinbronn



City of Washougal

Our mission is to provide leadership and effective, fiscally responsible services that achieve our community's vision.

Agenda

- 2021 Highlights & Challenges
- Budget Breakdown
- Highlights & Overview
- Goals for 2022



Highlights

- Accreditation – Mock Assessment Completed
- Community Engagement – 1st Annual National Night Out
- Community Aesthetics – In cooperation with Community Development – Two Problem Houses Closed

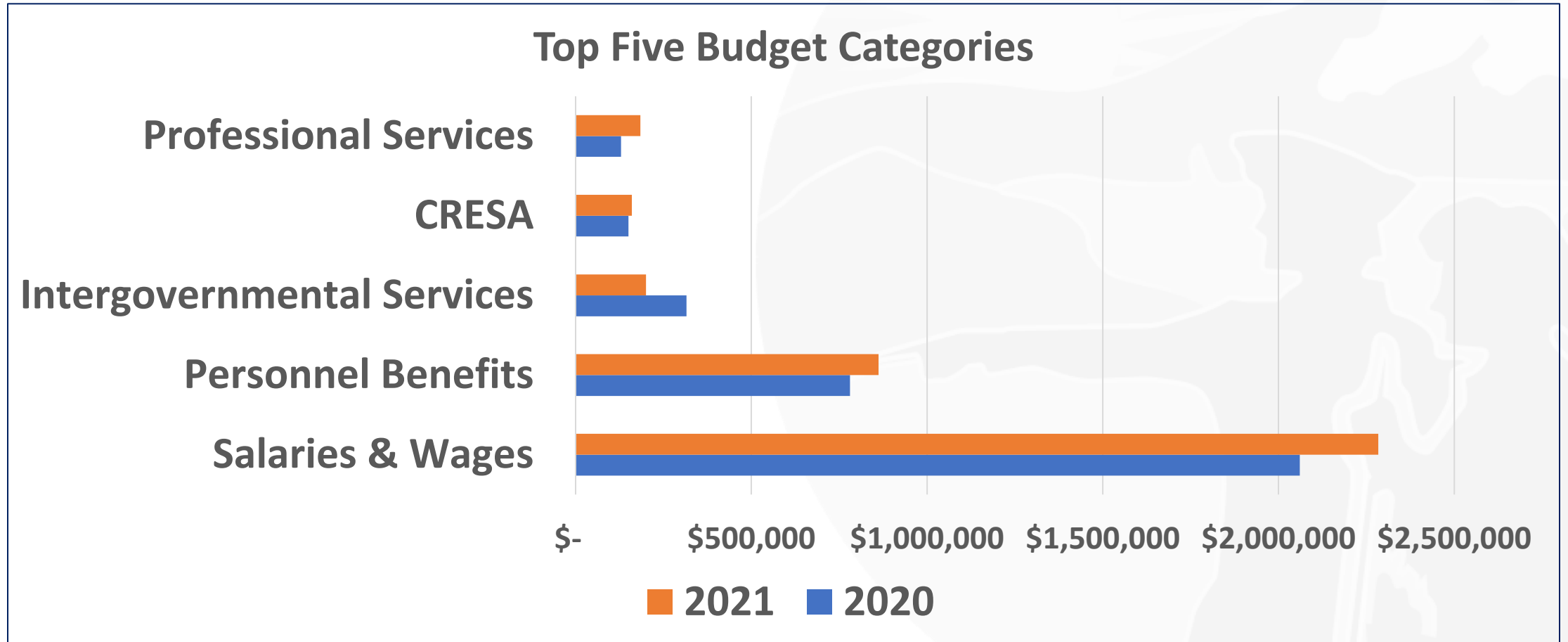


Challenges

- Recruitment, Hiring, and Training
- Police Reform - Implementation of Unfunded Mandates
- COVID-19 Still Limiting Engagement Opportunities



Police 2021 Budget Breakdown

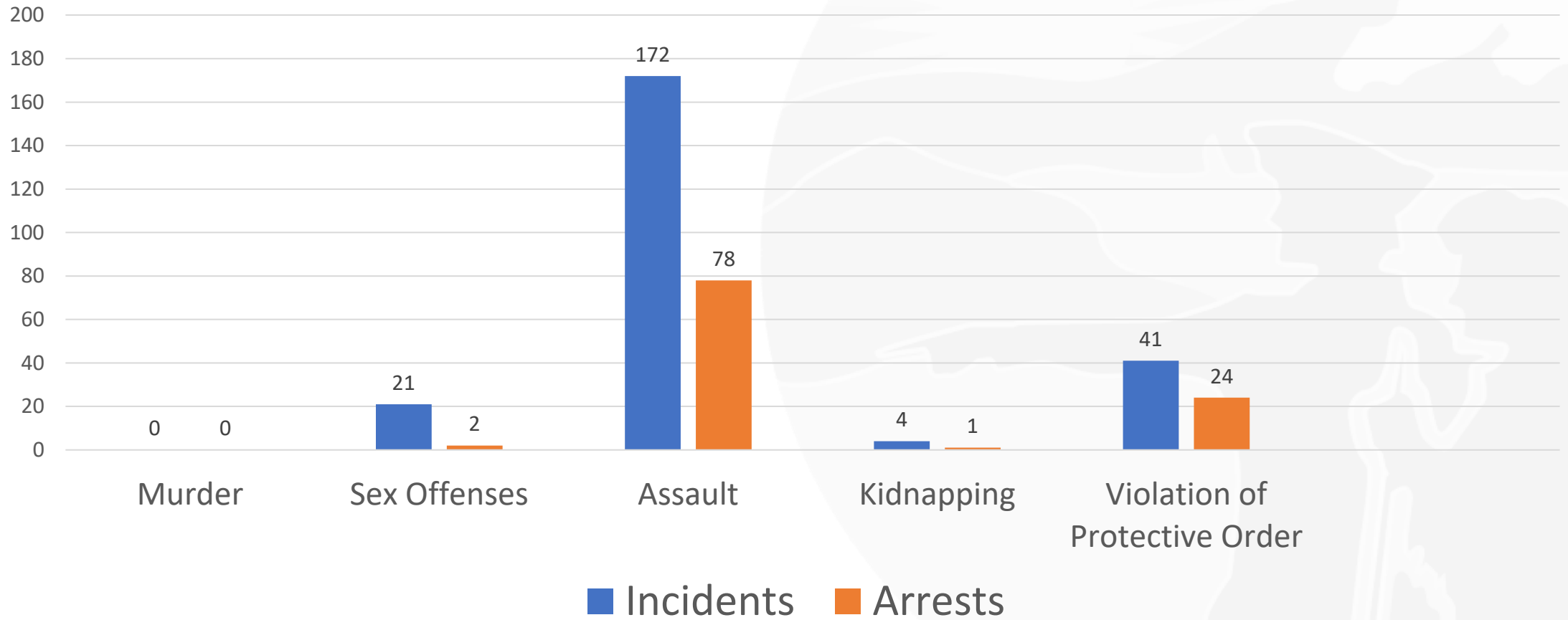


Police 2021 Budget Breakdown – Top Five

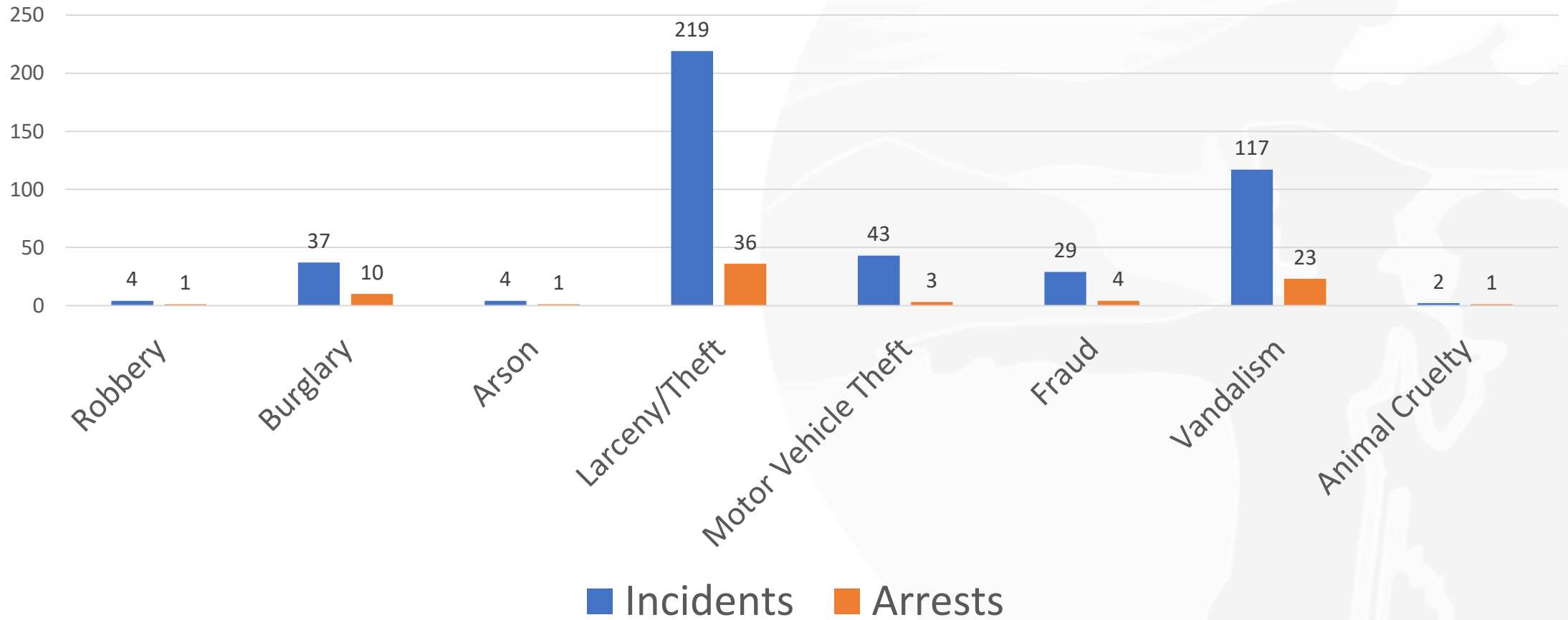
	Salaries & Wages	Personnel Benefits	Intergovernmental Services	CRESA	Professional Services
2020	\$2,060,898	\$781,101	\$315,794	\$150,362	\$129,154
2021	\$2,283,814	\$862,368	\$200,602	\$160,392	\$184,198



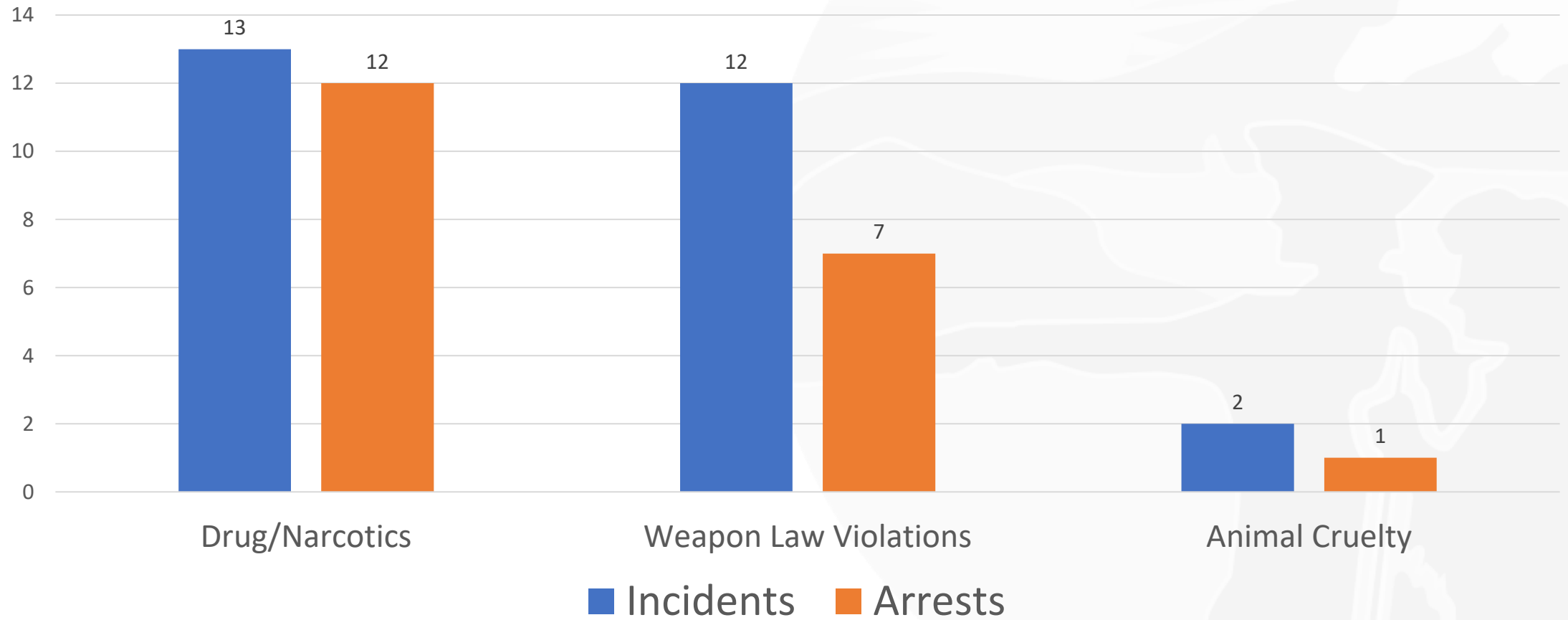
2021 Crimes Against Person



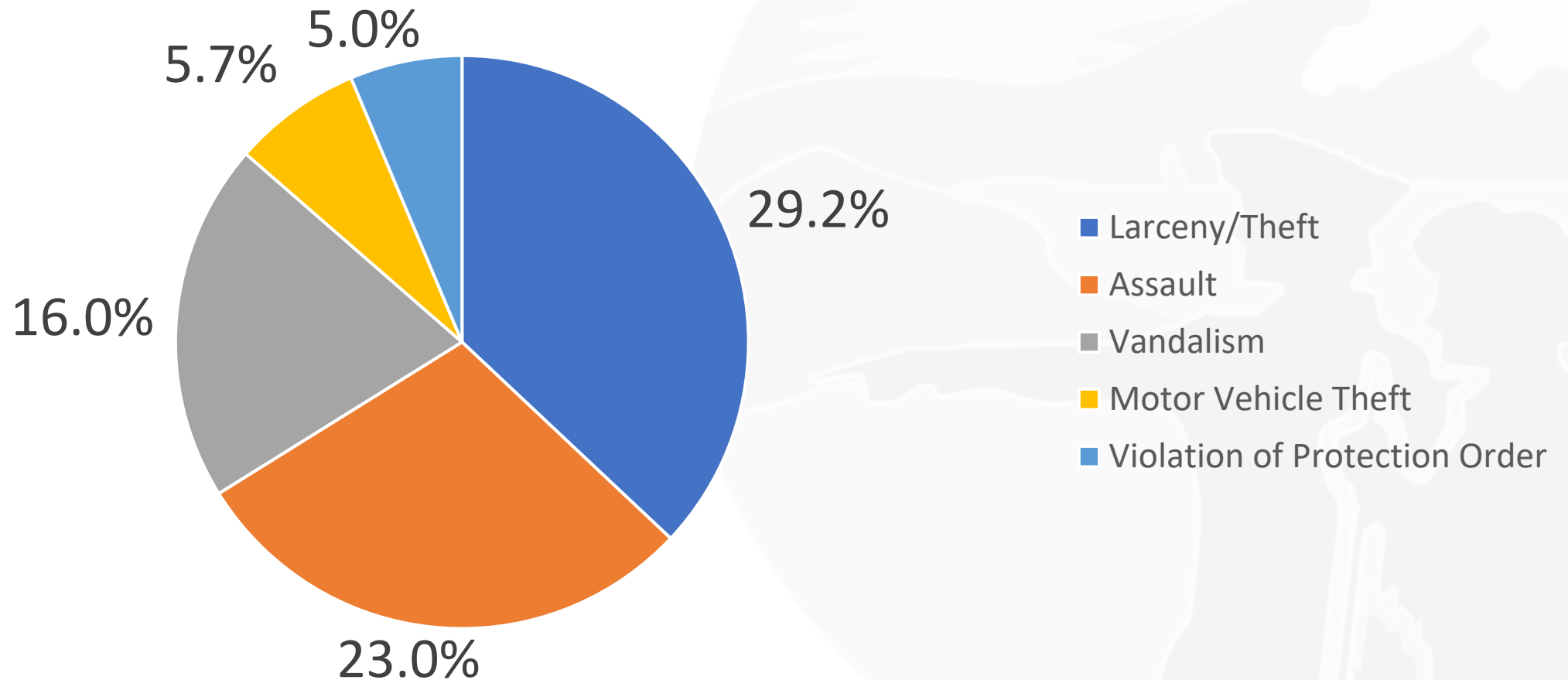
2021 Crimes Against Property



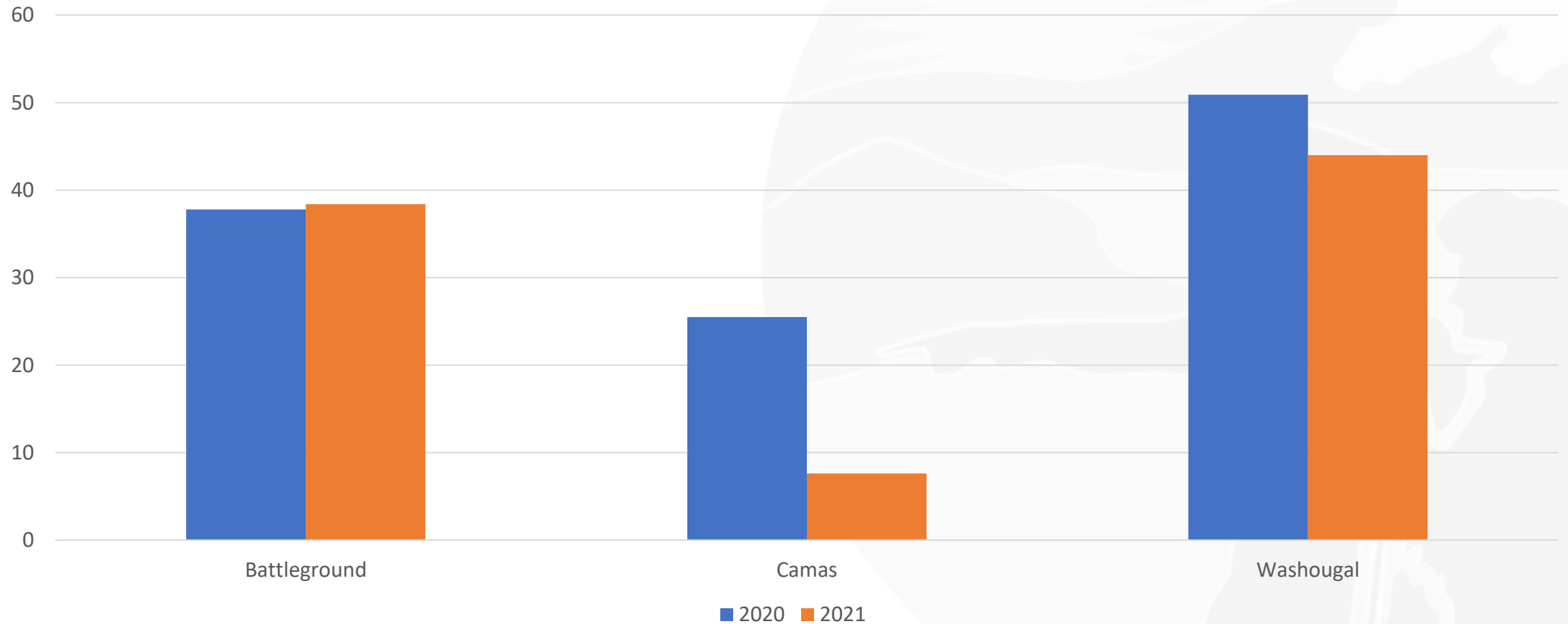
2021 Crimes Against Society



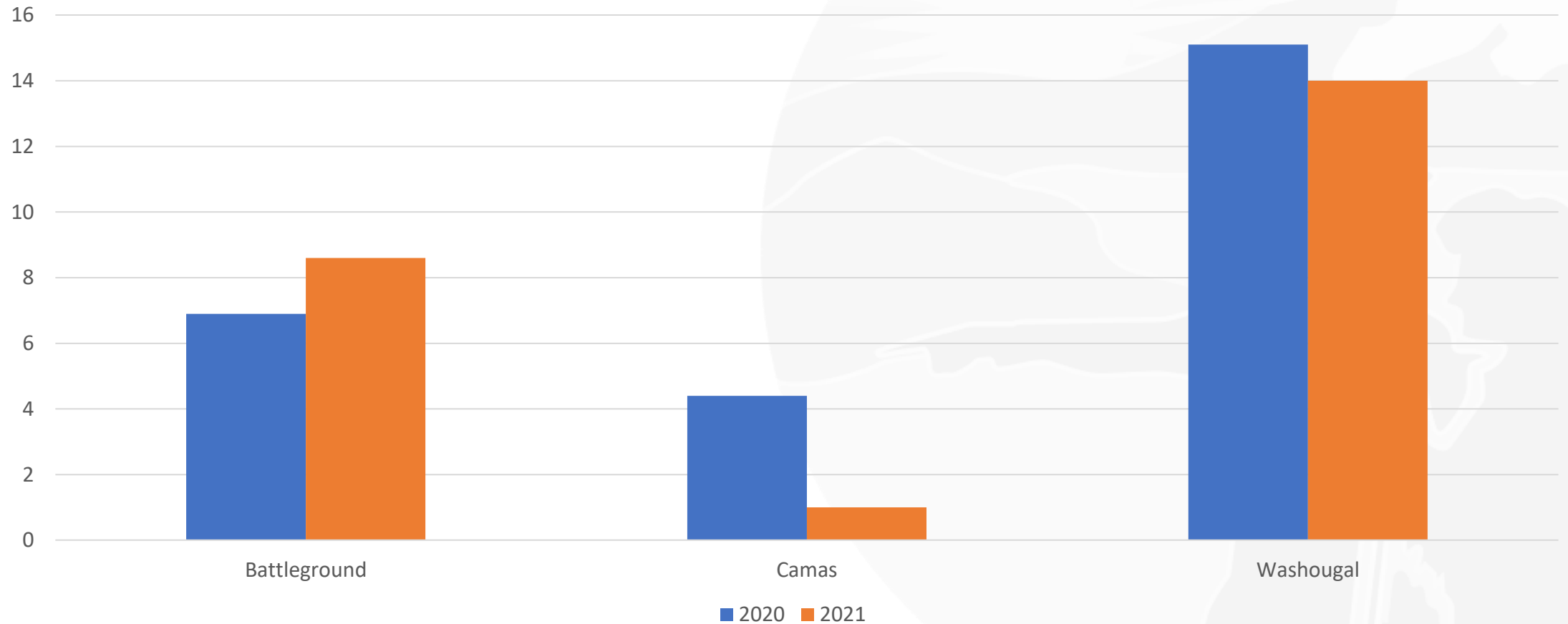
Five Largest Categories – Percent of Total Crime



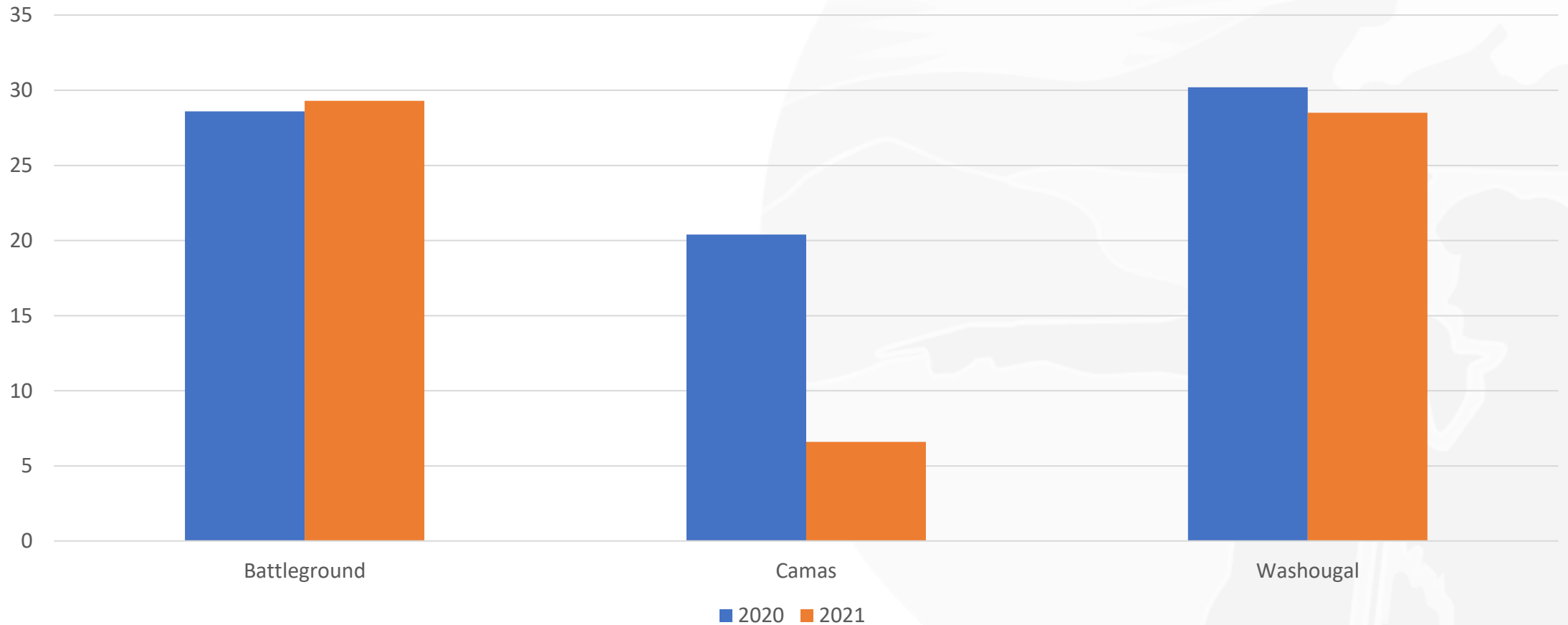
Group A Crime Rate (per 1000 residents)



Violent Crime Rate (per 1000 residents)



Property Crime Rate (per 1000 residents)



Five Year Comparison

	2017	2018	2019	2020	2021	% Change
Murder	1	1	3	1	0	-100.0%
Sex Offenses	24	19	22	23	21	-8.7%
Robbery	3	0	4	3	4	33.3%
Assault	172	152	116	181	172	-5.0%
Kidnapping	5	3	1	5	4	-20.0%
Burglary	38	35	36	37	37	No change
Arson	3	2	1	0	4	100.0%
Larceny/Theft	210	220	215	251	219	-12.8%
Vehicle Theft	28	25	20	27	43	59.3%
Extortion	1	0	0	0	1	100.0%



Five Year Comparison (continued)

	2017	2018	2019	2020	2021	% Change
Forgery	7	9	6	9	8	-11.1%
Fraud	37	42	25	56	29	-48.2%
Stolen Property	14	9	13	23	21	-8.7%
Vandalism	126	69	71	107	117	9.4%
Drug/Narcotic	79	65	80	87	13	-85.1%
Violation of Protection Orders	38	52	30	47	41	-12.8%
Weapons	12	8	11	6	12	100.0%
Animal Cruelty	3	0	1	2	2	No Change



State-Wide Superior Court Criminal Cases

	2017	2018	2019	2020	2021	% Change
Homicide	319	335	209	283	274	-3.2%
Sex Crimes	2254	2464	1901	1727	1609	-6.8%
Robbery	1443	1361	922	1030	900	-12.6%
Assault	7048	7405	6230	6177	6159	-.3%
Theft/Burglary	11672	11518	8792	6777	7670	+13.2%
Motor Vehicle Theft	1022	1081	743	595	690	+16%
Controlled Substance	11085	10767	10584	6239	1680	-73.1%

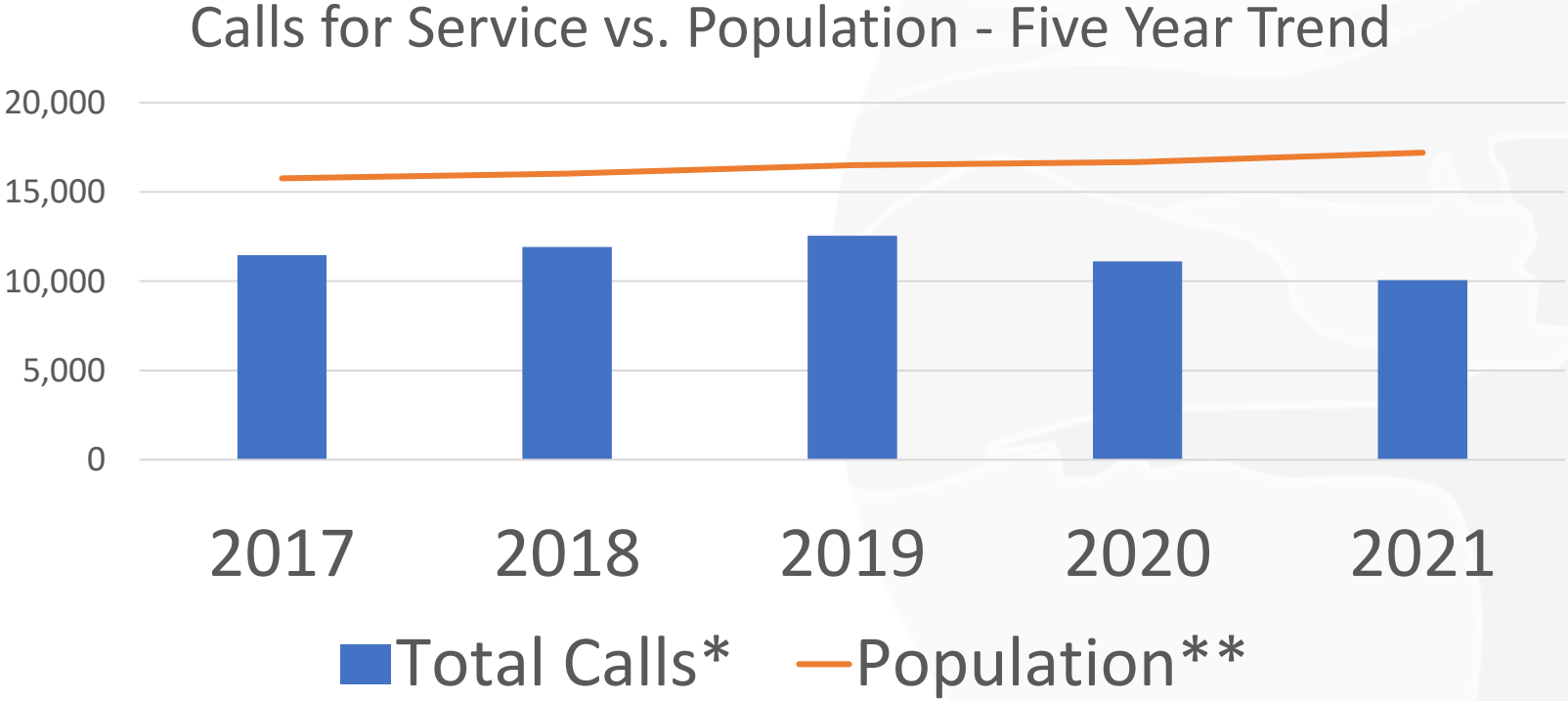


Five Year Comparison - Calls for Service

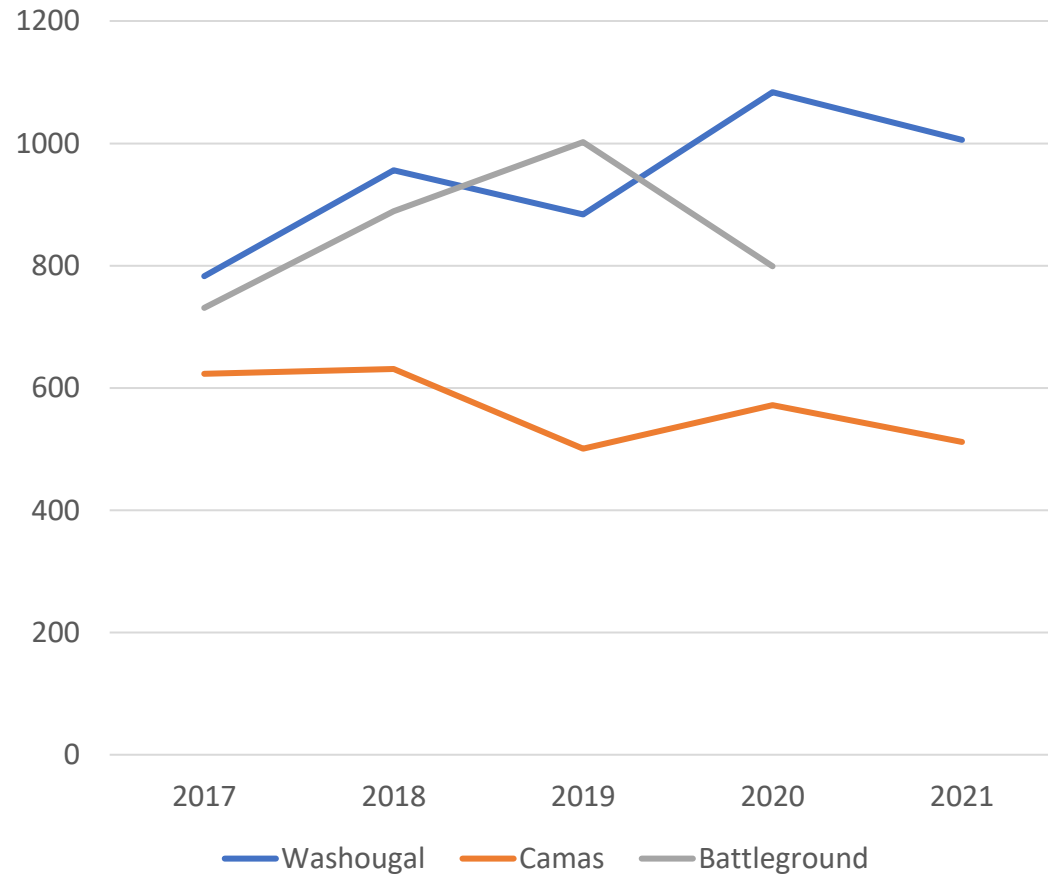
	2017	2018	2019	2020	2021	% change (2020-2021)
Total Calls	11,463	11,914	12,544	11,106	10,056	-9.45%
Population	15,760	16,020	16,500	16,680	17,200	3.12%



Five Year Comparison - Calls for Service



Average Calls per Patrol Officer



	2017	2018	2019	2020	2021
Washougal	783	956	884	1084	1006
Camas	623	631	501	572	512
Battleground	731	889	1002	799	N/A



Average Response Time

Call Priority	2017	2018	2019	2020	2021
1 - e.g., Assault with weapons	3:03	3:25	3:08	3:01	3:48
2 - e.g., Physical Disturbance	2:18	3:26	3:53	4:33	4:34
3 - e.g., Audible Alarm	5:48	5:48	3:10	3:33	3:27
4 - e.g., Suspicious Vehicle	4:15	4:15	5:14	7:02	4:34
5 - e.g., Deliver Message	4:04	3:30	5:27	4:37	3:08



Average Response Time by Agency

Call Priority	Battleground	Camas	Washougal
1	3:04	3:43	3:48
2	4:59	5:10	4:34
3	2:08	3:38	3:27
4	6:58	4:05	4:34
5	2:07	4:30	3:08

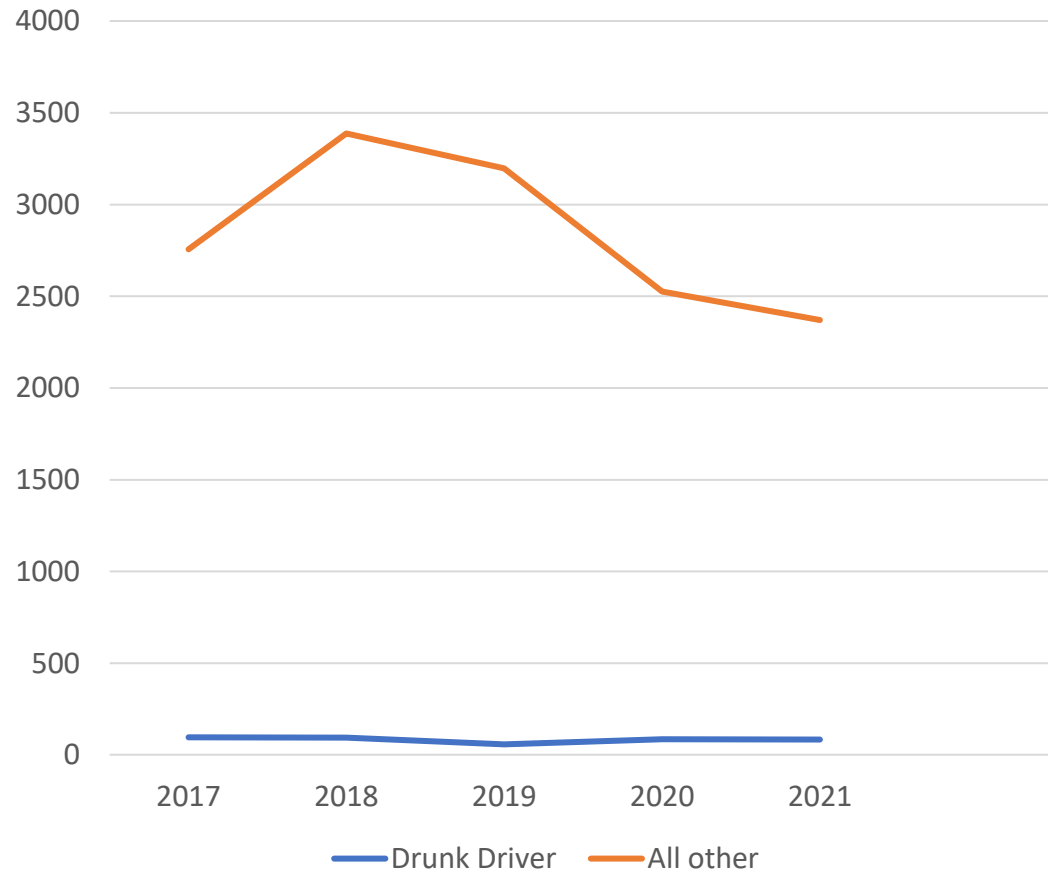
Battleground = 8.54 sq. mi.

Camas = 16.24 sq. mi.

Washougal = 6.83 sq. mi.



Calls for Service (Traffic)



	Drunk Driver	All Other
2017	96	2756
2018	94	3388
2019	58	3197
2020	85	2526
2021	84	2371



Traffic – Speed Awareness Monitor (SAM)



Complaint: Speeding at N 4th and Y

Request to add a sign at top of hill just above N 4th Street and Y to encourage drivers to slow down before hitting bus stop and blind hill. Or, permission for me to post a sign myself with suggested speed limit.



Witnessed cars speeding pass stopped bus with stop sign out and kids getting off. Bus stop is at N 4th St. and Y



Request to post a speed limit or bus stop warning sign on this pole.



SAM deployed from January 13th to 28th, 2022

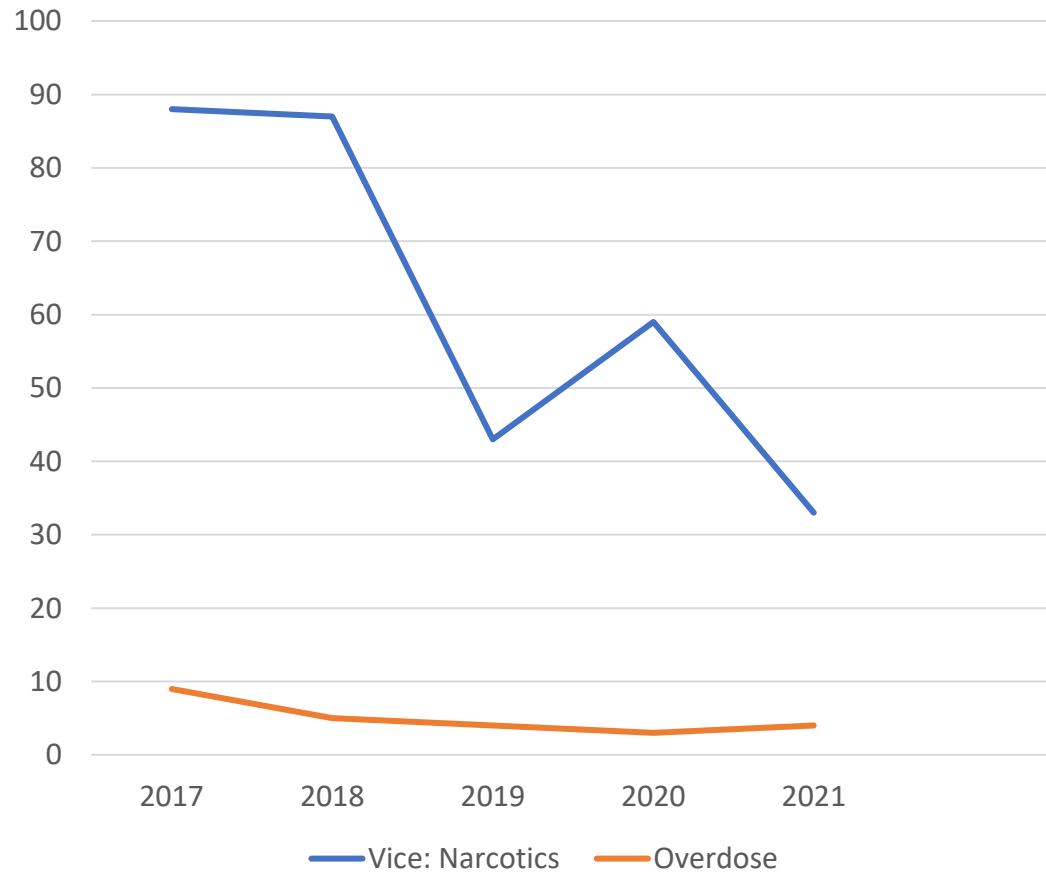


SAM Statistics – January 13th to 28th

Survey Result			
Total Vehicle Count			5275
	Traffic Direction	Closing South	Away North
	Vehicle Count	2403	2872
			Combined
			5275
Posted Speed Limit			25 (mph)
<i>Vehicles Under the Speed Limit Count</i>		1809	1891
<i>Vehicles Under the Speed Limit Percentage</i>		75.28%	65.84%
<i>Vehicles Over the Speed Limit Count</i>		594	981
<i>Vehicles Over the Speed Limit Percentage</i>		24.72%	34.16%
			29.86%
Excessive Speed Threshold			35 (mph)
<i>Vehicles Over the Excessive Speed Count</i>		11	121
<i>Vehicles Over the Excessive Speed Percentage</i>		0.46%	4.21%
			2.5%
	<i>Average Speed Over Limit</i>	27.96 (mph)	30.34 (mph)
			29.44 (mph)
Speed Profile			
	Average Speed	22.73 (mph)	24.25 (mph)
			23.56 (mph)



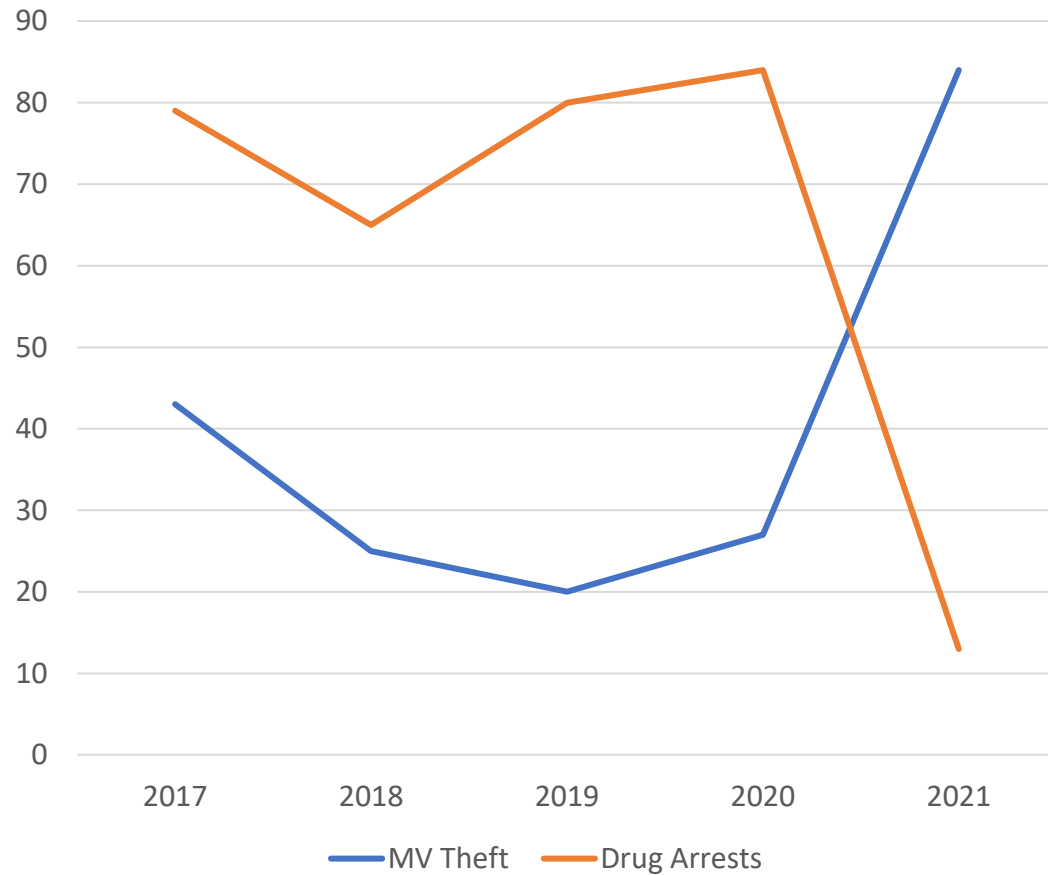
Calls for Service (Drug Related)



	Vice: Narcotics	Overdose
2017	88	9
2018	87	5
2019	43	4
2020	59	3
2021	33	4



Motor Vehicle Theft v. Drug Arrests



	MV Theft	Drug Arrests
2017	28	79
2018	25	65
2019	20	80
2020	27	84
2021	43	13



Case Studies

- Number one vehicle stolen in Washougal is the Ford F250
- Ford trucks (all models) made up 46%
- Most vehicles were stolen overnight from the owner's home (driveway or yard)



Motives

- Joyriding
 - Transport
 - Profit
-
- Our cases would indicate the motive is transport & profit
 - Arrestees often have long history of theft and drug addiction

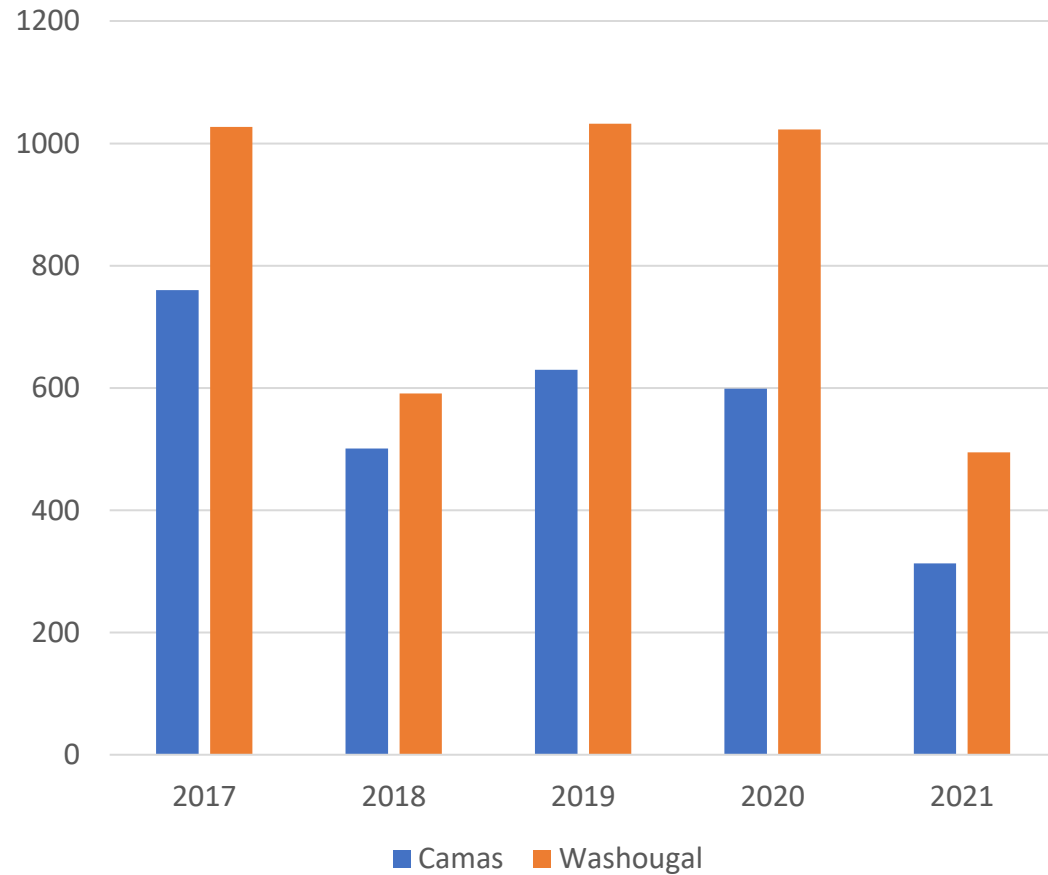


Crime Prevention

- If you have a garage – use it
- Remove valuables from vehicles
- Improve lighting where the vehicle is parked at night
- Consider an alarm system or steering wheel lock



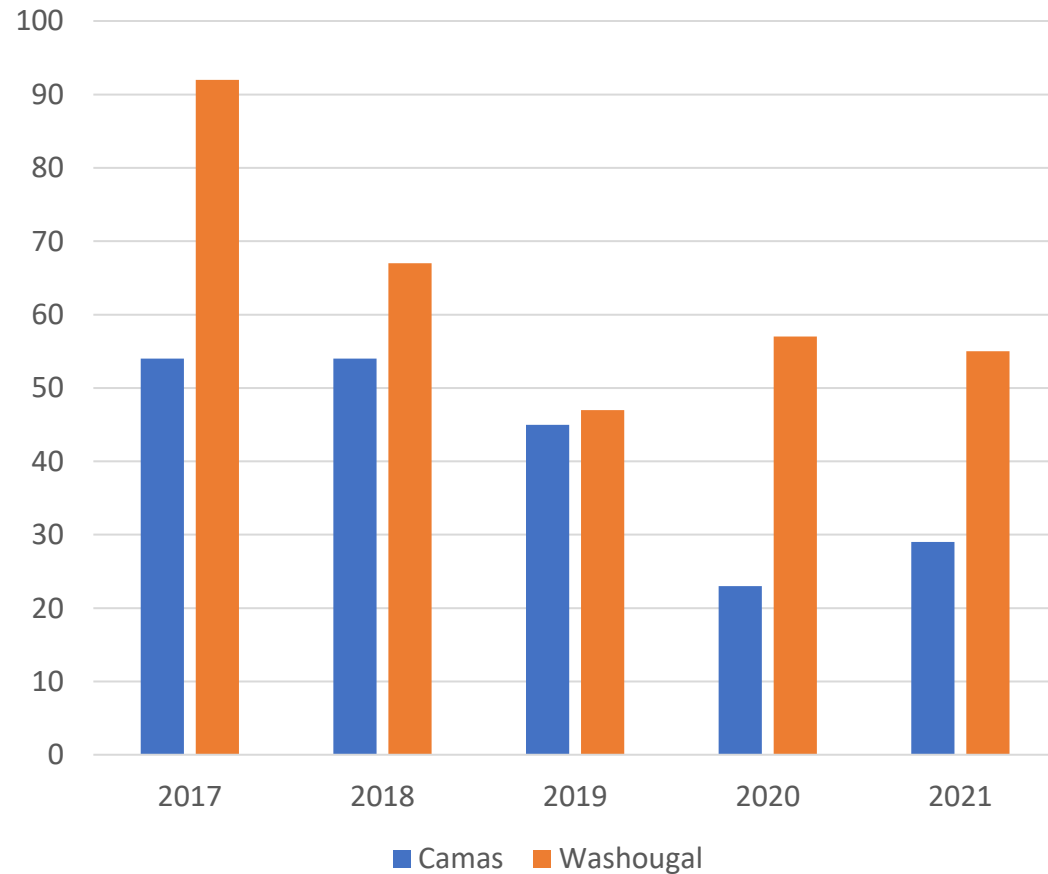
Animal Control – Calls for Service



	Camas	Washougal
2017	760	1027
2018	501	591
2019	630	1032
2020	599	1023
2021	313	495
% change	-48%	-52%



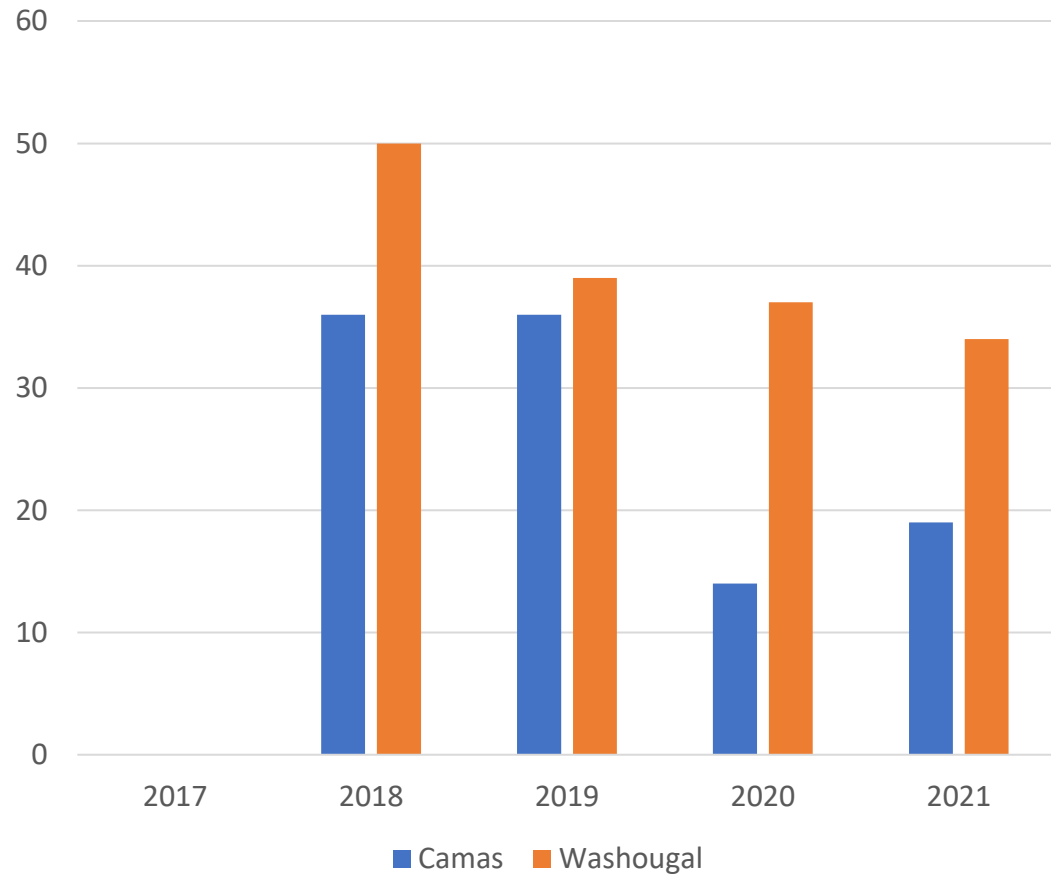
Animal Control - Impounds



	Camas	Washougal
2017	54	92
2018	54	67
2019	45	47
2020	23	57
2021	29	55
% change	+26%	-4%



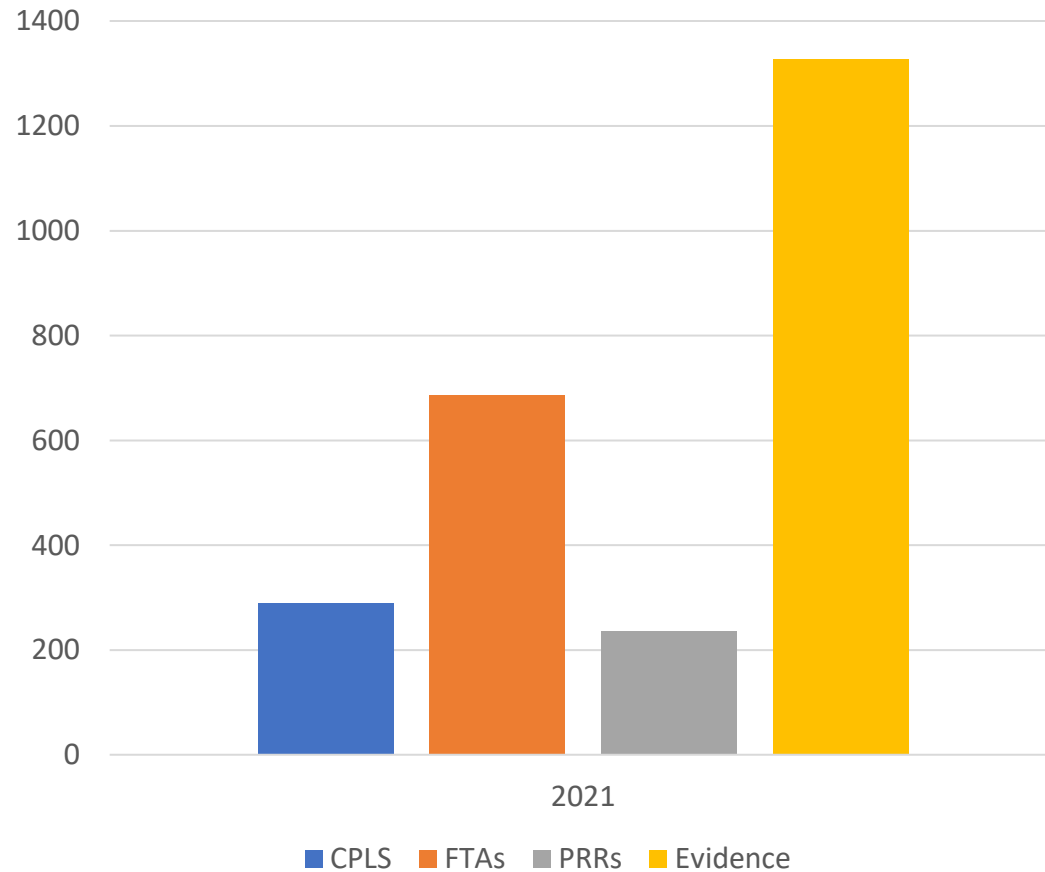
Animal Control - Returns



	Camas	Washougal
2017	N/A	N/A
2018	36	50
2019	36	39
2020	14	37
2021	19	34
% change	+36%	-8%



Support Services



	CPLs	FTAs	PRRs	Property / Evidence items
2021	289	687	235	1327

CPL = Concealed Pistol License

FTA = Firearms Transfer Application

PRR = Public Records Request



Goals for 2022

- WASPC Accreditation – Award in May 2022
- Community Engagement Events – National Night Out, Kindness 911, and Coffee with a Cop
- Work with internal and external stakeholders to develop the department's next strategic plan



Thank you! Any questions?



City of Washougal